

Alcoa Light Truck, SUV, RV & Motorhome Wheel

Fitment Guide



January 1999
Supersedes all previous editions

Now Including M/T Hot Forged Wheels By Alcoa



16" WHEELS



16 x 6K, 8 on 6.5" LTS
5-spoke P/N's 160251(2),
160261(2) & 160271(2)



16 x 6K, 8 on 6.5" Classic
P/N's 160231(2), 160241(2),
160281(2) & 160291(2)



16 x 6K Classic
10 on 7.25"
P/N 160301(2)



16 x 7J LTS 5-spoke
6 on 5.5"
P/N 167121



16 x 7K Classic
6 on 5.5"
P/N 167101A



16 x 7J LTS 5-spoke
8 on 6.5"
P/N 167011



16 x 7K Classic
8 on 6.5"
P/N 167001A

19.5" WHEELS



19.5 x 6 LTS 5-spoke
10 on 7.25"
P/N 761010



19.5 x 6K Classic
10 on 7.25"
P/N 761000(1,2,3)



19.5 x 6K Classic
6 on 8.75"
P/N 763100(1,2,3)



19.5 x 6K Classic
5 on 8.00"
P/N 763220(1,2,3)



CHALLENGER

PART NUMBER	SIZE	BOLT PATTERN
258401	15x8	5 on 5 1/2
258411	15x8	6 on 5 1/2
258412	15x8	6 on 5 1/2
258422	15x8	5 on 4 1/2
258451	15x8	6 on 4 1/2
250400	15x10	5 on 5 1/2
250410	15x10	6 on 5 1/2
250420	15x10	5 on 4 1/2
250431	15x10	5 on 5
252400	15x12	5 on 5 1/2
252410	15x12	6 on 5 1/2
267452	16x7	5 on 135mm
267481	16x7	8 on 6 1/2
268401	16x8	5 on 5 1/2
268411	16x8	6 on 5 1/2
268422	16x8	5 on 4 1/2
268452	16x8	5 on 135mm
268481	16x8	8 on 6 1/2
278452	17x8	5 on 135mm
278472	17x8	7 on 150mm



CLASSIC

PART NUMBER	SIZE	BOLT PATTERN	PART NUMBER	SIZE	BOLT PATTERN
157401	15x7	5 on 5-1/2	154430	15x14	5 on 5
157411	15x7	6 on 5-1/2	167401	16x7	5 on 5-1/2
157421	15x7	5 on 4-1/2	167411	16x7	6 on 5-1/2
157431	15x7	5 on 5	167481	16x7	8 on 6-1/2
158401	15x8	5 on 5-1/2	168401	16x8	5 on 5-1/2
158412	15x8	6 on 5-1/2	168411	16x8	6 on 5-1/2
158411	15x8	6 on 5-1/2	168481	16x8	8 on 6-1/2
158422	15x8	5 on 4-1/2	160401	16x10	5 on 5-1/2
150400A	15x10	5 on 5-1/2	160411	16x10	6 on 5-1/2
150410A	15x10	6 on 5-1/2	160421	16x10	5 on 4-1/2
150420	15x10	5 on 4-1/2	160481	16x10	8 on 6-1/2
152400A	15x12	5 on 5-1/2	178401	17x8	5 on 5-1/2
152410A	15x12	6 on 5-1/2	178411	17x8	6 on 5-1/2
154400A	15x14	5 on 5-1/2	178421	17x8	5 on 4-1/2
154410A	15x14	6 on 5-1/2	178481	17x8	8 on 6-1/2

Specification Data3
 Alcoa Forged Aluminum Wheels4-9
 M/T Hot Forged Wheels by Alcoa.....10-23
 Mounting Instructions.....24-28

Alcoa Accessories.....29-30
 Aluminum Care System29
 Obsolete & Non-Stock Items31-32
 Warranty Information.....32

WHEEL SPECIFICATIONS

Alcoa aluminum wheel mounting dimensions are consistent with SAE Information Report J694 July 97. Available polish finishes are indicated by the last digit of the six digit part number. Part numbers ending in "0" are machine finish. For Polished outside only, part number ends in "1." For polished inside only, part number ends in "2." For polished both sides, part number ends in "3." 16x7 wheels available only with polished outside finish. 16x6 wheels available only with polished inside or polished outside finish.

Item no.	Part number	Size	Bolt circle inches	Offset/SRW ¹ half dual spacing/DRW inches	Backspace ² inches	Max. wheel load ³ in lbs	Wheel weight in lbs.	Wheel style	Valve	Hub bore inches	Max. inflation PSI- cold	Pilot type
1	160230	16x6K	8 on 6.5	5.150	8.140	2780	19	Alcoa Classic 8	TR-543	4.565	95	Hub
2	160240	16x6K	8 on 6.5	5.150	8.140	2780	19	Alcoa Classic 8	TR-543	4.883	95	Hub
3	160250	16x6K	8 on 6.5	5.150	8.140	2440	19	Alcoa LTS 5-spoke	TR-543	4.565	95	Hub
4	160260	16x6K	8 on 6.5	5.150	8.140	2440	19	Alcoa LTS 5-spoke	TR-543	4.883	95	Hub
5	160270	16x6K	8 on 6.5	5.150	8.140	2440	19	Alcoa LTS 5-spoke	TR-543	4.771	95	Hub
6	160280	16x6K	8 on 6.5	5.400	8.140	2780	19	Alcoa Classic 8	TR-543	4.883	95	Hub
7	160290	16x6K	8 on 6.5	5.150	8.140	2440	19	Alcoa Classic 8	TR-543	4.771	95	Hub
8	160300	16x6K	10 on 7.25	5.350	8.230	3050	21	Alcoa Classic 10	TR-543	5.460	95	Hub
9	167001A	16x7J	8 on 6.5	.250	4.250	3415	19	Alcoa Classic 8	TR-542	5.150	95	Stud
10	167011	16x7J	8 on 6.5	.250	4.250	3040	18	Alcoa LTS	TR-542	5.150	95	Stud
11	167101A	16x7J	6 on 5.5	.250	4.250	3040	19	Alcoa Classic 8	TR-542	4.250	95	Stud
12	167121	16x7J	6 on 5.5	1.730	5.730	2600	18	Alcoa LTS	TR-542	4.250	95	Stud
13	761000	19.5X6	10 on 7.25	5.000	8.140	2780	28	Alcoa Classic 10	TR-543	5.251	95	Hub
14	761010	19.5X6	10 on 7.25	5.000	8.140	2780	29	Alcoa LTS 5-spoke	TR-543	5.251	95	Hub
15	763100	19.5X6	6 on 8.75	5.000	7.892	4080	30	Alcoa Classic 10	TR-543	6.500	110	Stud
16	763220	19.5X6	5 on 8.00	5.000	7.910	3500	32	Alcoa Classic 10	TR-543	6.030	110	Stud
17	258401	15x8	5 on 5 1/2	-11/16	3-3/4	2600	19	Challenger M/T by Alcoa	*	4.25	95	Stud
18	258411	15x8	6 on 5 1/2	-11/16	3-3/4	2600	19	Challenger M/T by Alcoa	*	4.25	95	Stud
19	258412	15x8	6 on 5 1/2	0	4-1/2	2600	19	Challenger M/T by Alcoa	*	4.25	95	Stud
20	258422	15x8	5 on 4 1/2	0	4-1/2	2600	19	Challenger M/T by Alcoa	*	3.295	95	Stud
21	258451	15x8	6 on 4 1/2	0	4-1/2	2600	19	Challenger M/T by Alcoa	*	3.295	95	Stud
22	250400	15x10	5 on 5 1/2	-1-7/8	3-5/8	3000	24	Challenger M/T by Alcoa	*	4.25	95	Stud
23	250410	15x10	6 on 5 1/2	-1-7/8	3-5/8	3000	24	Challenger M/T by Alcoa	*	4.25	95	Stud
24	250420	15x10	5 on 4 1/2	-1-7/8	3-5/8	2200	24	Challenger M/T by Alcoa	*	3.295	95	Stud
25	250431	15x10	5 on 5	-1-7/8	3-5/8	2200	24	Challenger M/T by Alcoa	*	3.295	95	Stud
26	252400	15x12	5 on 5 1/2	-2-7/8	3-5/8	3000	26	Challenger M/T by Alcoa	*	4.25	95	Stud
27	252410	15x12	6 on 5 1/2	-2-7/8	3-5/8	3000	26	Challenger M/T by Alcoa	*	4.25	95	Stud
28	267452	16x7	5 on 135mm	+1/4	4-1/4	2600	20	Challenger M/T by Alcoa	*	3.423	65	Stud
29	267481	16x7	8 on 6 1/2	+1/4	4-1/4	3000	20	Challenger M/T by Alcoa	*	5.155	95	Stud
30	268401	16x8	5 on 5 1/2	0	4-9/16	3000	21	Challenger M/T by Alcoa	*	4.25	95	Stud
31	268411	16x8	6 on 5 1/2	0	4-9/16	3000	21	Challenger M/T by Alcoa	*	4.25	95	Stud
32	268422	16x8	5 on 4 1/2	0	4-9/16	3000	21	Challenger M/T by Alcoa	*	3.295	95	Stud
33	268452	16x8	5 on 135mm	0	4-9/16	2600	21	Challenger M/T by Alcoa	*	3.423	65	Stud
34	268481	16x8	8 on 6 1/2	0	4-9/16	3000	21	Challenger M/T by Alcoa	*	5.155	95	Stud
35	278452	17x8	5 on 135mm	0	4-9/16	2600	25	Challenger M/T by Alcoa	*	3.423	65	Stud
36	278472	17x8	7 on 150mm	0	4-9/16	2300	25	Challenger M/T by Alcoa	*	3.423	65	Stud
37	157401	15x7	5 on 5-1/2	-1/2	3-5/8	2600	19	Classic M/T by Alcoa	*	4.25	95	Stud
38	157411	15x7	6 on 5-1/2	-1/2	3-5/8	2600	19	Classic M/T by Alcoa	*	4.25	95	Stud
39	157421	15x7	5 on 4-1/2	-1/2	3-5/8	2200	19	Classic M/T by Alcoa	*	3.295	95	Stud
40	157431	15x7	5 on 5	-1/2	3-5/8	2200	19	Classic M/T by Alcoa	*	3.295	95	Stud
41	158401	15x8	5 on 5-1/2	-11/16	3-3/4	2600	20	Classic M/T by Alcoa	*	4.25	95	Stud
42	158412	15x8	6 on 5-1/2	0	4-1/2	2600	20	Classic M/T by Alcoa	*	4.25	95	Stud
43	158411	15x8	6 on 5-1/2	-11/16	3-3/4	2600	20	Classic M/T by Alcoa	*	4.25	95	Stud
44	158422	15x8	5 on 4-1/2	0	4-1/2	2600	20	Classic M/T by Alcoa	*	3.295	95	Stud
45	150400A	15x10	5 on 5-1/2	-1-7/8	3-5/8	3000	25	Classic M/T by Alcoa	*	4.25	95	Stud
46	150410A	15x10	6 on 5-1/2	-1-7/8	3-5/8	3000	25	Classic M/T by Alcoa	*	4.25	95	Stud
47	150420	15x10	5 on 4-1/2	-1-7/8	3-5/8	2200	25	Classic M/T by Alcoa	*	3.295	95	Stud
48	152400A	15x12	5 on 5-1/2	-2-7/8	3-5/8	3000	27	Classic M/T by Alcoa	*	4.25	95	Stud
49	152410A	15x12	6 on 5-1/2	-2-7/8	3-5/8	3000	27	Classic M/T by Alcoa	*	4.25	95	Stud
50	154400A	15x14	5 on 5-1/2	-3-7/8	3-5/8	3000	30	Classic M/T by Alcoa	*	4.25	95	Stud
51	154410A	15x14	6 on 5-1/2	-3-7/8	3-5/8	3000	30	Classic M/T by Alcoa	*	4.25	95	Stud
52	154430	15x14	5 on 5	-3/78	3-5/8	3000	30	Classic M/T by Alcoa	*	3.295	95	Stud
53	167401	16x7	5 on 5-1/2	+1/4	4-1/4	3000	20	Classic M/T by Alcoa	*	4.25	95	Stud
54	167411	16x7	6 on 5-1/2	+1/4	4-1/4	3000	20	Classic M/T by Alcoa	*	4.25	95	Stud
55	167481	16x7	8 on 6-1/2	+1/4	4-1/4	3000	20	Classic M/T by Alcoa	*	5.155	95	Stud
56	168401	16x8	5 on 5-1/2	0	4-9/16	3000	22	Classic M/T by Alcoa	*	4.25	95	Stud
57	168411	16x8	6 on 5-1/2	0	4-9/16	3000	22	Classic M/T by Alcoa	*	4.25	95	Stud
58	168481	16x8	8 on 6-1/2	0	4-9/16	3000	22	Classic M/T by Alcoa	*	5.155	95	Stud
59	160401	16x10	5 on 5-1/2	-1	4-1/4	3000	24	Classic M/T by Alcoa	*	4.25	95	Stud
60	160411	16x10	6 on 5-1/2	-1	4-1/4	3000	24	Classic M/T by Alcoa	*	4.25	95	Stud
61	160421	16x10	5 on 4-1/2	-1	4-1/4	2200	24	Classic M/T by Alcoa	*	3.295	95	Stud
62	160481	16x10	8 on 6-1/2	-1	4-1/4	3000	24	Classic M/T by Alcoa	*	5.155	95	Stud
63	178401	17x8	5 on 5-1/2	0	4-9/16	3000	25	Classic M/T by Alcoa	*	4.25	95	Stud
64	178411	17x8	6 on 5-1/2	0	4-9/16	3000	25	Classic M/T by Alcoa	*	4.25	95	Stud
65	178421	17x8	5 on 4-1/2	0	4-9/16	2200	25	Classic M/T by Alcoa	*	3.295	95	Stud
66	178481	17x8	8 on 6-1/2	0	4-9/16	3000	25	Classic M/T by Alcoa	*	5.155	95	Stud

Do not exceed maximum wheel load. Do not overinflate. Before mounting the tire perform a wheel fitment check to insure proper clearance from any obstructions. See the Alcoa wheel service manuals and catalogs, your vehicle dealer or Alcoa representative for information on proper vehicle fitment procedures or before servicing these wheels for proper load inflation and part compatibility information. Refer to the Alcoa Wheel Fitment Guide for detailed vehicle application, hardware and Alcoa accessory information. Please note changing from original equipment tire size to aftermarket tire size can affect speedometer.

1 Offset (positive or negative) - The distance from the rim centerline to the mounting face of the wheel. Positive places the rim centerline inboard of the wheel mounting face. Negative places the rim centerline outboard of the wheel mounting face.

Measurements in inches unless otherwise noted.

SRW = Single rear wheel DRW = Dual rear wheel

2 Backspace - The distance from the wheel mounting surface to the inboard rim flange.

3 Capacity ratings as dual or single in highway service-Bias ply or radial.

ALCOA FITMENT GUIDE

Chevrolet/GMC	Year	Part Numbers	Size	Bolt Pattern	Hub Bore	Front Cover Options	Rear Cover Options	Lug Nut	Lug Nut Thread	Lug Nut Torque (ft. lbs.)	Lug Nut Cover Options
All C/P/G300 Duals	76-87	160231(2), 160251(2)	16 x 6.00K	8 x 6.50	4.565	003611	003612	139987	9/16 x 18	130-150	000190
All C/P/G300 Duals	88 & Up	160231(2), 160251(2)	16 x 6.00K	8 x 6.50	4.565	003611	003612	139698	M14 x 1.5	130-150	000190
Blazer (Full Size) K5 4x4	71-91	167101A	16 x 7.00J	6 x 5.50	4.250	005167, 005267, 006167, 007167	005167, 007167	5716	7/16 x 20	90-100	000078
Jimmy (Fullsize) 4x4	71-91	167101A	16 x 7.00J	6 x 5.50	4.250	005167, 005267, 006167, 007167	005167, 007167	5716	7/16 x 20	90-100	000078
Luv 4x2, 4x4	72-84	167101A	16 x 7.00J	6 x 5.50	4.250	005167, 005267, 006167, 007167	005167, 007167	5012	M12 x 1.5	80-90	000078
Yukon 4x4	92 & Up	167121	16 x 7.00J	6 x 5.50	4.250	005267, 012167	012167, 005267	5014	M14 x 1.5	100-110	000079
1/2 T C20 4x2 , C2500	71 -87	167001A, 167011	16 x 7.00J	8 x 6.50	5.150	004167	004167	5916	9/16 x 18	120-140	000078
1/2 T K10 4x4 K1500	71-87	167101A	16 x 7.00J	6 x 5.50	4.250	005167, 005267, 006167, 007167	005167, 007167	5716	7/16 x 20	90-100	000078
1/2 T K10 4x4 K1500 Suburban	71-91	167101A	16 x 7.00J	6 x 5.50	4.250	005167, 005267, 006167, 007167	005167, 007167	5716	7/16 x 20	90-100	000078
1/2 T K10 4x4, K1500	88 & Up	167121	16 x 7.00J	6 x 5.50	4.250	005267, 012167	005267, 012167	5014	M14 x 1.5	100-110	000079
1/2 T K10 4x4, K1500 Suburban	88 & Up	167121	16 x 7.00J	6 x 5.50	4.250	005267, 012167	005267, 012167	5014	M14 x 1.5	100-110	000079
1/2 T V10 4x4 P/U, Blazer, & Suburban	88-91	167101A	16 x 7.00J	6 x 5.50	4.250	005167, 005267, 006167, 007167	005167, 007167	5716	7/16 x 20	90-100	000078
1/2 T V1500 4x4 Suburban	88-91	167101A	16 x 7.00J	6 x 5.50	4.250	005167, 005267, 006167, 007167	005167, 007167	5716	7/16 x 20	90-100	000078
3/4 T V20 4x4 P/U, Blazer, & Suburban	88-91	167001A, 167011	16 x 7.00J	8 x 6.50	5.150	004167	004167, 003167	5916	9/16 x 18	120-140	000078
3/4 T V2500 4x4 Suburban	88-91	167001A, 167011	16 x 7.00J	8 x 6.50	5.150	004167	004167, 003167	5916	9/16 x 18	120-140	000078
3/4 T C20 4x2 , C2500 Suburban	71 -91	167001A, 167011	16 x 7.00J	8 x 6.50	5.150	004167	004167	5916	9/16 x 18	120-140	000078
3/4 T C20 4x2, C2500	88 & Up	167101A	16 x 7.00J	6 x 5.50	4.250	005167, 005267, 006167, 007167	005167, 007167	5014	M14 x 1.5	100-110	000078
3/4 T C20 4x2, C2500 (HD)	88 & Up	167001A, 167011	16 x 7.00J	8 x 6.50	5.150	004167	004167	5014	M14 x 1.5	100-110	000078
3/4 T C20 4x2, C2500 Suburban	88 & Up	167101A	16 x 7.00J	6 x 5.50	4.250	005167, 005267, 006167, 007167	005167, 007167	5014	M14 x 1.5	100-110	000078
3/4 T G20 Van 4x4	71-81	167101A	16 x 7.00J	6 x 5.50	4.250	005167, 005267, 006167, 007167	005167, 007167	5716	7/16 x 20	90-100	000078
3/4 T G20 Van 4x4	71-81	167101A	16 x 7.00J	6 x 5.50	4.250	005167, 005267, 006167, 007167	005167, 007167	5716	7/16 x 20	90-100	000078
3/4 T G2500 Van 4x4	71-81	167101A	16 x 7.00J	6 x 5.50	4.250	005167, 005267, 006167, 007167	005167, 007167	5716	7/16 x 20	90-100	000078

Chevrolet/GMC	Year	Part Numbers	Size	Bolt Pattern	Hub Bore	Front Cover Options	Rear Cover Options	Lug Nut	Lug Nut Thread	Lug Nut Torque (ft. lbs.)	Lug Nut Cover Options
3/4 T GE, GS2500 4x2 Van	71 & Up	167001A, 167011	16 x 7.00J	8 x 6.50	5.150	004167	004167	5916	9/16 x 18	120-140	000078
3/4 T K20 4x4 K2500 (HD)	88 & Up	167001A, 167011	16 x 7.00J	8 x 6.50	5.150	003167	003167	5014	M14 x 1.5	100-110	000078
3/4 T K20 4x4 K2500 Suburban	88 & Up	167001A, 167011	16 x 7.00J	8 x 6.50	5.150	003167	003167	5014	M14 x 1.5	100-110	000078
3/4 T K20 4x4 PU K2500 Suburban	71-87	167001A, 167011	16 x 7.00J	8 x 6.50	5.150	004167	004167, 003167	5916	9/16 x 18	120-140	000078
3/4 T K20 4x4 PU Suburban	88-91	167001A, 167011	16 x 7.00J	8 x 6.50	5.150	004167, 008167	004167, 003167	5916	9/16 x 18	120-140	000078
3/4 T K20 4x4 K2500	88 & Up	167121	16 x 7.00J	6 x 5.50	4.250	005267, 012167	005267, 012167	5014	M14 x 1.5	100-110	000079
3/4 T K2500 4x4	71-87	167001A, 167011	16 x 7.00J	8 x 6.50	5.150	004167, 008167	004167, 003167	5916	9/16 x 18	120-140	000078
3/4 T K2500 4x4	88 & Up	167121	16 x 7.00J	6 x 5.50	4.250	005267, 012167	005267, 012167	5014	M14 x 1.5	100-110	000079
3/4 T K2500 4x4 (HD)	88 & Up	167001A, 167011	16 x 7.00J	8 x 6.50	5.150	004167, 008167	004167	5916	9/16 x 18	120-140	000078
3/4 T P2500 4x2 Single	71-87	167001A, 167011	16 x 7.00J	8 x 6.50	5.150	004167	004167	5916	9/16 x 18	120-140	000078
3/4 T P2500 4x2 Step Van	71 & Up	167001A, 167011	16 x 7.00J	8 x 6.50	5.150	004167	004167	5916	9/16 x 18	120-140	000078
3/4 T R20 4x2 PU Suburban	88-91	167001A, 167011	16 x 7.00J	8 x 6.50	5.150	004167	004167	5916	9/16 x 18	120-140	000078
3/4 T R2500 4x2 Suburban	88-91	167001A, 167011	16 x 7.00J	8 x 6.50	5.150	004167	004167	5916	9/16 x 18	120-140	000078
1 T V30 4x4 PU & Blazer	88-91	167001A, 167011	16 x 7.00J	8 x 6.50	5.150	004167	004167	5916	9/16 x 18	120-140	000078
1 T R3500 4x2 Single	88-91	167001A, 167011	16 x 7.00J	8 x 6.50	5.150	004167	004167	5916	9/16 x 18	120-140	000078
1 T R30 4x2 PU	88-91	167001A, 167011	16 x 7.00J	8 x 6.50	5.150	004167	004167	5916	9/16 x 18	120-140	000078
1 T P3500 Dual	76-87	160231(2), 160251(2)	16 x 6.00K	8 x 6.50	4.565	003611	003612	139987	9/16 x 18	130-150	000190
1 T P3500 Dual	88 & Up	160231(2), 160251(2)	16 x 6.00K	8 x 6.50	4.565	003611	003612	139698	M14 x 1.5	130-150	000190
1 T P3500	88 & Up	167001A, 167011	16 x 7.00J	8 x 6.50	5.150	004167	004167	5014	M14 x 1.5	100-110	000078
1 T P3500	71-87	167001A, 167011	16 x 7.00J	8 x 6.50	5.150	004167	004167	5916	9/16 x 18	120-140	000078
1 T P30 Dual, 11000# Axle	76-92	761000(1,2,3), 761010(1,2,3)	19.5 x 6.00	10x7.25	5.250	011911	011912	39946	5/8 x 18	140-160	000190
1 T P30 Dual	76 & Up	160231(2), 160251(2)	16 x 6.00K	8 x 6.50	4.565	003611	003612	139987	9/16 x 18	130-150	000190
1 T P30	71 & Up	167001A, 167011	16 x 7.00J	8 x 6.50	5.150	004167	004167	5916	9/16 x 18	120-140	000078
1 T K3500 4x4, Dual	76-87	160231(2), 160251(2)	16 x 6.00K	8 x 6.50	4.565	003611	003612	139987	9/16 x 18	130-150	000190
1 T K3500 4x4, Dual	88 & Up	160231(2), 160251(2)	16 x 6.00K	8 x 6.50	4.565	003611	003612	139698	M14 x 1.5	130-150	000190
1 T K3500 4x4	71-87	167011	16 x 7.00J	8 x 6.50	5.150	004167, 008167	004167	5916	9/16 x 18	120-140	000078
1 T K3500 4x4	88 & Up	167001A, 167011	16 x 7.00J	8 x 6.50	5.150	003167	003167	5014	M14 x 1.5	100-110	000078
1 T K30 4x4, Dual	76-87	160231(2), 160251(2)	16 x 6.00K	8 x 6.50	4.565	003611	003612	139987	9/16 x 18	130-150	000190
1 T K30 4x4, Dual	88 & Up	160231(2), 160251(2)	16 x 6.00K	8 x 6.50	4.565	003611	003612	139698	M14 x 1.5	130-150	000190
1 T K30 4x4 K3500	71-87	167001A, 167011	16 x 7.00J	8 x 6.50	5.150	004167, 008167	004167	5916	9/16 x 18	120-140	000078
1 T K30 4x4 K3500	88 & Up	167001A, 167011	16 x 7.00J	8 x 6.50	5.150	003167	003167	5014	M14 x 1.5	100-110	000078

ALCOA FITMENT GUIDE

Chevrolet/GMC	Year	Part Numbers	Size	Bolt Pattern	Hub Bore	Front Cover Options	Rear Cover Options	Lug Nut	Lug Nut Thread	Lug Nut Torque (ft. lbs.)	Lug Nut Cover Options
1 T GE GS3500 4x2 Van, Dual	76 & Up	160231(2), 160251(2)	16 x 6.00K	8 x 6.50	4.565	003611	003612	139987	9/16 x 18	130-150	000190
1 T G30 Single	76-90	167001A, 167011	16 x 7.00J	8 x 6.50	5.150	004167	004167	5916	9/16 x 18	120-140	000078
1 T G30 Single	91 & Up	167001A, 167011	16 x 7.00J	8 x 6.50	5.150	004167	004167	5014	M14 x 1.5	100-110	000078
1 T G30 Dual	76 & Up	160231(2), 160251(2)	16 x 6.00K	8 x 6.50	4.565	003611	003612	139987	9/16 x 18	130-150	000190
1 T C3500 HD 4x2 Dual	76 & Up	761000(1,2,3), 761010(1,2,3)	19.5 x 6.00	10 x 7.25	5.250	011911	011912	39946	5/8 x 18	140-160	000190
1 T C30 4x2, C3500 Dual	88 & Up	160231(2), 160251(2)	16 x 6.00K	8 x 6.50	4.565	003611	003612	139698	M14 x 1.5	130-150	000190
1 T C30 4x2, C3500 Dual	76-87	160231(2), 160251(2)	16 x 6.00K	8 x 6.50	4.565	003611	003612	139987	9/16 x 18	130-150	000190
1 T C30 4x2, C3500	71-87	167001A, 167011	16 x 7.00J	8 x 6.50	5.150	004167	004167	5916	9/16 x 18	120-140	000078
1 T C30 4x2, C3500	88 & Up	167001A, 167011	16 x 7.00J	8 x 6.50	5.150	004167	004167	5014	M14 x 1.5	100-110	000078

Dodge	Year	Part Numbers	Size	Bolt Pattern	Hub Bore	Front Cover Options	Rear Cover Options	Lug Nut	Lug Nut Thread	Lug Nut Torque (ft. lbs.)	Lug Nut Cover Options
D50, Ram 50	79 & Up	167101A	16 x 7.00J	6 x 6.50	4.250	005167, 005267, 006167, 007167	005167, 007167	5012	M12 x 1.5	80-90	000078
Raider 4x4	84-91	167101A	16 x 7.00J	6 x 6.50	4.250	005167, 005267, 006167, 007167	005167, 007167	5012	M12 x 1.5	80-90	000078
Ram 2500 4x2, 4x4, 4x4 (HD)	94 & Up	167001A, 167011	16 x 7.00J	8 x 6.50	5.150	003167	003167	5916	9/16 x 18	120-140	000078
Ram 3500 4x2 Dual, 4x4 Dual	94 & Up	160291(2), 160271(2)	16 x 6.00K	8 x 6.50	4.770	001611, 001681	001612	139987	9/16 x 18	130-150	000190
3/4 T D200/250	68-93	167001A, 167011	16 x 7.00J	8 x 6.50	5.150	003167, 003267, 004167	003167, 004167	5120	1/2 x 20	90-100	000078
3/4 T P200 Step Van	71-74	167001A, 167011	16 x 7.00J	8 x 6.50	5.150	003167, 003267, 004167	003167, 004167	5120	1/2 x 20	90-100	000078
3/4 T W200/250	69-93	167001A, 167011	16 x 7.00J	8 x 6.50	5.150	003167, 003267, 004167, 008167	003167, 004167	5120	1/2 x 20	90-100	000078
1 T B300/350 Ram Van/Wagon	73 & Up	167001A, 167011	16 x 7.00J	8 x 6.50	5.150	003167, 003267, 004167	003167, 004167	5120	1/2 x 20	90-100	000078
1 T D300/350	69-93	167001A, 167011	16 x 7.00J	8 x 6.50	5.150	003167, 003267, 004167	003167, 004167	5120	1/2 x 20	90-100	000078
1 T P300 Step Van	72-92	167001A, 167011	16 x 7.00J	8 x 6.50	5.150	003167, 003267, 004167	003167, 004167	5120	1/2 x 20	90-100	000078
1 T W300/350	69-93	167001A, 167011	16 x 7.00J	8 x 6.50	5.150	003167, 003267, 004167, 008167	003167, 004167	5120	1/2 x 20	90-100	000078

Ford	Year	Part Numbers	Size	Bolt Pattern	Hub Bore	Front Cover Options	Rear Cover Options	Lug Nut	Lug Nut Thread	Lug Nut Torque (ft. lbs.)	Lug Nut Cover Options
Courier	72-84	167101A	16 x 7.00J	6 x 6.50	4.250	005167, 005267, 006167, 007167	005167, 007167	5012	M12 x 1.5	80-90	000078
F-Super Duty	87 & Up	160301(2)	16 x 6.00K	10x7.25	5.460	011911	011912	139987	9/16 x 18	130-150	000190
3/4 T Econoline E200/250	75-85	167001A, 167011	16 x 7.00J	8 x 6.50	5.150	003167, 003267	002167	5120	1/2 x 20	90-100	000078
3/4 T Econoline E200/250	86 & Up	167001A, 167011	16 x 7.00J	8 x 6.50	5.150	002167, 003167, 003267	002167	5916	9/16 x 18	120-140	000078
3/4 T F250, 4x2, 4x4	67 & Up	167001A, 167011	16 x 7.00J	8 x 6.50	5.150	003167, 008167	002167	5120	1/2 x 20	90-100	000078
3/4 T F250, 4x2, 4x4	81 & Up	167001A, 167011	16 x 7.00J	8 x 6.50	5.150	003167, 008167	002167	5916	9/16 x 18	120-140	000078
1 T Econoline E300/350	68 & Up	167001A, 167011	16 x 7.00J	8 x 6.50	5.150	003167, 008167	002167	5916	9/16 x 18	120-140	000078
1 T F350 4x2 Dual	84 & Up	160241(2), 160261(2)	16 x 6.00K	8 x 6.50	4.880	001611, 001681	001612	139987	9/16 x 18	130-150	000190
1 T F350 4x4 Dual	87 & Up	160281(2)	16 x 6.00K	8 x 6.50	4.880	001611, 001681	001612	139987	9/16 x 18	130-150	000190
1 T F350 Camper Rear	73-81	167001A, 167011	16 x 7.00J	8 x 6.50	5.150	002167, 003167, 003267	002167	5916	9/16 x 18	120-140	000078
1 T F350, 4x2, 4x4	67 & Up	167001A, 167011	16 x 7.00J	8 x 6.50	5.150	003167, 003267, 008167	002167	5916	9/16 x 18	120-140	000078
1 T P350, P400	57-69	167001A, 167011	16 x 7.00J	8 x 6.50	5.150	003167	002167	5120	1/2 x 20	90-100	000078
1 T P350, P400	70-75	167001A, 167011	16 x 7.00J	8 x 6.50	5.150	002167, 003167, 003267	002167	5916	9/16 x 18	120-140	000078

Honda	Year	Part Numbers	Size	Bolt Pattern	Hub Bore	Front Cover Options	Rear Cover Options	Lug Nut	Lug Nut Thread	Lug Nut Torque (ft. lbs.)	Lug Nut Cover Options
Passport 4x2, 4x4	94 & Up	167101A	16 x 7.00J	6 x 5.50	4.250	005167, 005267, 006167, 007167	005167, 007167	5012	M12 x 1.5	80-90	000078

IHC	Year	Part Numbers	Size	Bolt Pattern	Hub Bore	Front Cover Options	Rear Cover Options	Lug Nut	Lug Nut Thread	Lug Nut Torque (ft. lbs.)	Lug Nut Cover Options
Travelall 100, 1000	76-83	167101A	16 x 7.00J	6 x 5.50	4.250	005167, 005267, 006167, 007167	005167, 007167	5120	1/2 x 20	90-100	000078
3/4 T & 1 T	68-84	167101A	16 x 7.00J	6 x 5.50	4.250	005167, 005267, 006167, 007167	005167, 007167	5120	1/2 x 20	90-100	000078

Isuzu	Year	Part Numbers	Size	Bolt Pattern	Hub Bore	Front Cover Options	Rear Cover Options	Lug Nut	Lug Nut Thread	Lug Nut Torque (ft. lbs.)	Lug Nut Cover Options
Amigo 4x2, 4x4	89 & Up	167101A	16 x 7.00J	6 x 5.50	4.250	005167, 005267, 006167, 007167	005167, 007167	5012	M12 x 1.5	80-90	000078

ALCOA FITMENT GUIDE

Isuzu	Year	Part Numbers	Size	Bolt Pattern	Hub Bore	Front Cover Options	Rear Cover Options	Lug Nut	Lug Nut Thread	Lug Nut Torque (ft. lbs.)	Lug Nut Cover Options
P/U 4x2, 4x4	89 & Up	167101A	16 x 7.00J	6 x 5.50	4.250	005167, 005267, 006167, 007167	005167, 007167	5012	M12 x 1.5	80-90	000078
Rodeo 4x2, 4x4	91 & Up	167101A	16 x 7.00J	6 x 5.50	4.250	005167, 005267, 006167, 007167	005167, 007167	5012	M12 x 1.5	80-90	000078
Trooper 4x4	92 & Up	167101A	16 x 7.00J	6 x 5.50	4.250	005167, 005267, 006167, 007167	005167, 007167	5012	M12 x 1.5	80-90	000078
Trooper II 4x4	84 - 91	167101A	16 x 7.00J	6 x 5.50	4.250	005167, 005267, 006167, 007167	005167, 007167	5012	M12 x 1.5	80-90	000078

Jeep/AMC	Year	Part Numbers	Size	Bolt Pattern	Hub Bore	Front Cover Options	Rear Cover Options	Lug Nut	Lug Nut Thread	Lug Nut Torque (ft. lbs.)	Lug Nut Cover Options
Cherokee (J10) 4x4	74-87	167101A	16 x 7.00J	6 x 5.50	4.250	005167, 005267, 006167, 007167	005167, 007167	5120	1/2 x 20	90-100	000078
CJ 5,6,7,8 (incl HD0)	74-88	167101A	16 x 7.00J	6 x 5.50	4.250	005167, 005267, 006167, 007167	005167, 007167	5716	7/16 x 20	90-100	000078
Commando	73-86	167101A	16 x 7.00J	6 x 5.50	4.250	005167, 005267, 006167, 007167	005167, 007167	5716	7/16 x 20	90-100	000078
Grand Wagoneer	74-92	167101A	16 x 7.00J	6 x 5.50	4.250	005167, 005267, 006167, 007167	005167, 007167	5716	7/16 x 20	90-100	000078
J10 P/U Gladiator	74-87	167101A	16 x 7.00J	6 x 5.50	4.250	005167, 005267, 006167, 007167	005167, 007167	5716	7/16 x 20	90-100	000078
J20 P/U Gladiator	74-88	167001A, 167011	16 x 7.00J	6 x 5.50	4.250	005167, 005267, 008167	005167, 003167	5120	1/2 x 20	90-100	000078
Wagoneer	74-91	167101A	16 x 7.00J	6 x 5.50	4.250	005167, 005267, 006167, 007167	005167, 007167	5716	7/16 x 20	90-100	000078

Mazda	Year	Part Numbers	Size	Bolt Pattern	Hub Bore	Front Cover Options	Rear Cover Options	Lug Nut	Lug Nut Thread	Lug Nut Torque (ft. lbs.)	Lug Nut Cover Options
B1600; B1800; B2000' B2200	73-93	167101A	16 x 7.00J	6 x 5.50	4.250	005167, 005267, 006167, 007167	005167, 007167	5012	M12 x 1.5	80-90	000078
B2600; B2600i 4x2, 4x4	87-93	167101A	16 x 7.00J	6 x 5.50	4.250	005167, 005267, 006167, 007167	005167, 007167	5012	M12 x 1.5	80-90	000078
SE 5 P/U	77-93	167101A	16 x 7.00J	6 x 5.50	4.250	005167, 005267, 006167, 007167	005167, 007167	5012	M12 x 1.5	80-90	000078

Mitsubishi	Year	Part Numbers	Size	Bolt Pattern	Hub Bore	Front Cover Options	Rear Cover Options	Lug Nut	Lug Nut Thread	Lug Nut Torque (ft. lbs.)	Lug Nut Cover Options
L200 4x4	87-91	167101A	16 x 7.00J	6 x 5.50	4.250	005167, 005267, 006167, 007167	005167, 007167	5012	M12 x 1.5	80-90	000078
Mighty Max P/U 4x2, 4x4	82 & Up	167101A	16 x 7.00J	6 x 5.50	4.250	005167, 005267, 006167, 007167	005167, 007167	5012	M12 x 1.5	80-90	000078
Montero 4x4	83 & Up	167101A	16 x 7.00J	6 x 5.50	4.250	005167, 005267, 006167, 007167	005167, 007167	5012	M12 x 1.5	80-90	000078

Nissan	Year	Part Numbers	Size	Bolt Pattern	Hub Bore	Front Cover Options	Rear Cover Options	Lug Nut	Lug Nut Thread	Lug Nut Torque (ft. lbs.)	Lug Nut Cover Options
4x2, 4x4 P/U	72 & Up	167101A	16 x 7.00J	6 x 5.50	4.250	005267, 012167	005267, 012167	6112	M12 x 1.25	80-90	000080

Plymouth	Year	Part Numbers	Size	Bolt Pattern	Hub Bore	Front Cover Options	Rear Cover Options	Lug Nut	Lug Nut Thread	Lug Nut Torque (ft. lbs.)	Lug Nut Cover Options
P/B-300/350 Van	74-83	167001A, 167011	16 x 7.00J	8 x 6.50	5.150	003167, 004167	003167, 004167	5120	1/2 x 20	90-100	000078

Toyota	Year	Part Numbers	Size	Bolt Pattern	Hub Bore	Front Cover Options	Rear Cover Options	Lug Nut	Lug Nut Thread	Lug Nut Torque (ft. lbs.)	Lug Nut Cover Options
4 Runner 4x2, 4x4	84 & Up	167101A	16 x 7.00J	6 x 5.50	4.250	005167, 005267, 006167, 007167	005167, 007167	5012	M12 x 1.5	80-90	000078
4x4 P/U	79 & Up	167101A	16 x 7.00J	6 x 5.50	4.250	005167, 005267, 006167, 007167	005167, 007167	5012	M12 x 1.5	80-90	000078
Land Cruiser 4x4	69 & Up	167101A	16 x 7.00J	6 x 5.50	4.250	005167, 005267, 006167, 007167	005167, 007167	5012	M12 x 1.5	80-90	000078
T100 4x2, 4x4	93 & Up	167101A	16 x 7.00J	6 x 5.50	4.250	005167, 005267, 006167, 007167	005167, 007167	5012	M12 x 1.5	80-90	000078

Chevrolet/GMC	Year	Part Numbers	Size	Bolt Pattern	Hub Bore	Front Cover Options	Rear Cover Options	Lug Nut	Lug Nut Thread	Lug Nut Torque (ft. lbs.)	Lug Nut Cover Options
Geo Tracker	89-97	157401	15x7	5 on 5.5	4.25	005167, 006167	005167, 006167	6112	M12 x 1.25	80-90	000080
		158401, 258401	15x8	5 on 5.5	4.25	005167, 006167	005167, 006167	6112	M12 x 1.25	80-90	000080
		167401	16x7	5 on 5.5	4.25	005167, 006167	005167, 006167	6112	M12 x 1.25	80-90	000080
		168401, 268401	16x8	5 on 5.5	4.25	005167, 006167	005167, 006167	6112	M12 x 1.25	80-90	000080
		178401	17x8	5 on 5.5	4.25	005167, 006167	005167, 006167	6112	M12 x 1.25	80-90	000080
		157411	15x7	6 on 5.5	4.25	005167, 006167	005167, 006167	6716	7/16 x 20	90-100	000080
		158411, 258411	15x8	6 on 5.5	4.25	005167, 006167	005167, 006167	6716	7/16 x 20	90-100	000080
		150410A, 250410	15x10	6 on 5.5	4.25	005167, 006167	005167, 006167	6716	7/16 x 20	90-100	000080
		152410A, 252410	15x12	6 on 5.5	4.25	005167, 006167	005167, 006167	6716	7/16 x 20	90-100	000080
		154410A	15x14	6 on 5.5	4.25	005167, 006167	005167, 006167	6716	7/16 x 20	90-100	000080
K-5 Blazer, Jimmy, Suburban	69-91	167411	16x7	6 on 5.5	4.25	005167, 006167	005167, 006167	5716	7/16 x 20	90-100	000079
		168411, 268411	16x8	6 on 5.5	4.25	005167, 006167	005167, 006167	5716	7/16 x 20	90-100	000079
		160411	16x10	6 on 5.5	4.25	005167, 006167	005167, 006167	5716	7/16 x 20	90-100	000079
		178401	17x8	6 on 5.5	4.25	005167, 006167	005167, 006167	5716	7/16 x 20	90-100	000079
		150410A, 250410	15x10	6 on 5.5	4.25	005167, 006167	005167, 006167	-	M14 x 1.5	-	-
		152410A, 252410	15x12	6 on 5.5	4.25	005167, 006167	005167, 006167	-	M14 x 1.5	-	-
		154410A	15x14	6 on 5.5	4.25	005167, 006167	005167, 006167	-	M14 x 1.5	-	-
		167411	16x7	6 on 5.5	4.25	005167, 006167	005167, 006167	5014	M14 x 1.5	100-110	000079
		168411, 268411	16x8	6 on 5.5	4.25	005167, 006167	005167, 006167	5014	M14 x 1.5	100-110	000079
		160411	16x10	6 on 5.5	4.25	005167, 006167	005167, 006167	5014	M14 x 1.5	100-110	000079
4WD Blazer, Yukon, Tahoe, Suburban	92-98	178401	17x8	6 on 5.5	4.25	005167, 006167	005167, 006167	5014	M14 x 1.5	100-110	000079
		150410A, 250410	15x10	6 on 5.5	4.25	005167, 006167	005167, 006167	5014	M14 x 1.5	100-110	000079
		152410A, 252410	15x12	6 on 5.5	4.25	005167, 006167	005167, 006167	5014	M14 x 1.5	100-110	000079
		154410A	15x14	6 on 5.5	4.25	005167, 006167	005167, 006167	5014	M14 x 1.5	100-110	000079
		167411	16x7	6 on 5.5	4.25	005167, 006167	005167, 006167	5014	M14 x 1.5	100-110	000079
		168411, 268411	16x8	6 on 5.5	4.25	005167, 006167	005167, 006167	5014	M14 x 1.5	100-110	000079
		160411	16x10	6 on 5.5	4.25	005167, 006167	005167, 006167	5014	M14 x 1.5	100-110	000079
		178401	17x8	6 on 5.5	4.25	005167, 006167	005167, 006167	5014	M14 x 1.5	100-110	000079
		157431	15x7	5 on 5	3.295	009167, 011167	009167, 011167	6120	1/2 x 20	90-100	000080
		154430	15x10	5 on 5	3.295	009167, 011167	009167, 011167	6120	1/2 x 20	90-100	000080
2WD Blazer, Jimmy	71-91	157431	15x7	5 on 5	3.295	009167, 011167	009167, 011167	6120	1/2 x 20	90-100	000080
		154430	15x10	5 on 5	3.295	009167, 011167	009167, 011167	6120	1/2 x 20	90-100	000080
		157441	15x7	6 on 5.5	4.25	005167, 006167	005167, 006167	6716	7/16 x 20	90-100	000080
		158411, 258411	15x8	6 on 5.5	4.25	005167, 006167	005167, 006167	6716	7/16 x 20	90-100	000080
		150410A, 250410	15x10	6 on 5.5	4.25	005167, 006167	005167, 006167	6716	7/16 x 20	90-100	000080
		152410A, 252410	15x12	6 on 5.5	4.25	005167, 006167	005167, 006167	6716	7/16 x 20	90-100	000080
		154410A	15x14	6 on 5.5	4.25	005167, 006167	005167, 006167	6716	7/16 x 20	90-100	000080
		167411	16x7	6 on 5.5	4.25	005167, 006167	005167, 006167	5716	7/16 x 20	90-100	000079
		168411, 268411	16x8	6 on 5.5	4.25	005167, 006167	005167, 006167	5716	7/16 x 20	90-100	000079
		160411	16x10	6 on 5.5	4.25	005167, 006167	005167, 006167	5716	7/16 x 20	90-100	000079
1/2 Ton Suburban	71-87	178401	17x8	6 on 5.5	4.25	005167, 006167	005167, 006167	5716	7/16 x 20	90-100	000079
		157431	15x7	5 on 5	3.295	009167, 011167	009167, 011167	6120	1/2 x 20	90-100	000080
		154430	15x10	5 on 5	3.295	009167, 011167	009167, 011167	6120	1/2 x 20	90-100	000080
		157441	15x7	6 on 5.5	4.25	005167, 006167	005167, 006167	6716	7/16 x 20	90-100	000080
		158411, 258411	15x8	6 on 5.5	4.25	005167, 006167	005167, 006167	6716	7/16 x 20	90-100	000080
		150410A, 250410	15x10	6 on 5.5	4.25	005167, 006167	005167, 006167	6716	7/16 x 20	90-100	000080
		152410A, 252410	15x12	6 on 5.5	4.25	005167, 006167	005167, 006167	6716	7/16 x 20	90-100	000080
		154410A	15x14	6 on 5.5	4.25	005167, 006167	005167, 006167	6716	7/16 x 20	90-100	000080
		167411	16x7	6 on 5.5	4.25	005167, 006167	005167, 006167	5716	7/16 x 20	90-100	000079
		168411, 268411	16x8	6 on 5.5	4.25	005167, 006167	005167, 006167	5716	7/16 x 20	90-100	000079
4WD 1/2 Pickup	71-87	160411	16x10	6 on 5.5	4.25	005167, 006167	005167, 006167	5716	7/16 x 20	90-100	000079
		178401	17x8	6 on 5.5	4.25	005167, 006167	005167, 006167	5716	7/16 x 20	90-100	000079

Chevrolet/GMC	Year	Part Numbers	Size	Bolt Pattern	Hub Bore	Front Cover Options	Rear Cover Options	Lug Nut	Lug Nut Thread	Lug Nut Torque (ft. lbs.)	Lug Nut Cover Options	
2WD 1/2 Pickup	71-87	157431	15x7	5 on 5	3.295	009167, .011167	009167, .011167	6120	1/2 x 20	90-100	000080	
		154430	15x10	5 on 5	3.295	009167, .011167	009167, .011167	6120	1/2 x 20	90-100	000080	
	88-98	157431	15x7	5 on 5	3.295	009167, .011167	009167, .011167	6120	1/2 x 20	90-100	000080	
		154430	15x10	5 on 5	3.295	009167, .011167	009167, .011167	6120	1/2 x 20	90-100	000080	
	4WD 1/2, 3/4 Pickup		150410A, 250410	15x10	6 on 5.5	4.25	005167, .006167	005167, .006167	-	M14 x 1.5	-	-
			152410A, 252410	15x12	6 on 5.5	4.25	005167, .006167	005167, .006167	-	M14 x 1.5	-	-
		154410A	15x14	6 on 5.5	4.25	005167, .006167	005167, .006167	-	M14 x 1.5	-	-	
		167411	16x7	6 on 5.5	4.25	005167, .006167	005167, .006167	5014	M14 x 1.5	100-110	000079	
		168411, 268411	16x8	6 on 5.5	4.25	005167, .006167	005167, .006167	5014	M14 x 1.5	100-110	000079	
		160411	16x10	6 on 5.5	4.25	005167, .006167	005167, .006167	5014	M14 x 1.5	100-110	000079	
178411		17x8	6 on 5.5	4.25	005167, .006167	005167, .006167	5014	M14 x 1.5	100-110	000079		
157431		15x7	5 on 5	3.295	009167, .011167	009167, .011167	-	M14 x 1.5	-	-		
154430		15x14	5 on 5	3.295	009167, .011167	009167, .011167	-	M14 x 1.5	-	-		
157431		15x7	5 on 5	3.295	009167, .011167	009167, .011167	6120	M14 x 1.5	90-100	000080		
2WD 1/2, 3/4 Van	75-98	157431	15x7	5 on 5	3.295	009167, .011167	009167, .011167	6120	M14 x 1.5	90-100	000080	
2WD, 4WD 3/4 P/U Suburban		167481, 267481	16x7	8 on 6.5	5.155	002167, .003167, .004167, .008167	002167, .003167, .004167, .008167	5916	9/16 x 18	120-140	000078	
		168481, 268481	16x8	8 on 6.5	5.155	002167, .003167, .004167, .008167	002167, .003167, .004167, .008167	5916	9/16 x 18	120-140	000078	
	82-87	160481	16x10	8 on 6.5	5.155	002167, .003167, .004167, .008167	002167, .003167, .004167, .008167	5916	9/16 x 18	120-140	000078	
		178481	17x8	8 on 6.5	4.25	002167, .003167, .004167, .008167	002167, .003167, .004167, .008167	5916	9/16 x 18	120-140	000078	
		167481, 267481	16x7	8 on 6.5	5.155	002167, .003167, .004167, .008167	002167, .003167, .004167, .008167	5014	M14 x 1.5	100-110	000079	
		168481, 268481	16x8	8 on 6.5	5.155	002167, .003167, .004167, .008167	002167, .003167, .004167, .008167	5014	M14 x 1.5	100-110	000079	
	2WD, 4WD 1 Ton P/U 3/4 Suburban	88-98	160481	16x10	8 on 6.5	5.155	002167, .003167, .004167, .008167	002167, .003167, .004167, .008167	5014	M14 x 1.5	100-110	000079
			178481	17x8	8 on 6.5	4.25	002167, .003167, .004167, .008167	002167, .003167, .004167, .008167	5014	M14 x 1.5	100-110	000079

Dodge	Year	Part Numbers	Size	Bolt Pattern	Hub Bore	Front Cover Options	Rear Cover Options	Lug Nut	Lug Nut Thread	Lug Nut Torque (ft. lbs.)	Lug Nut Cover Options
2WD, 4WD Dakota	87-90	157421	15x7	5 on 4.5	3.295	009167, .011167	009167, .011167	6120	1/2 x 20	90-100	000080
		158422, 258422	15x8	5 on 4.5	3.295	009167, .011167	009167, .011167	6120	1/2 x 20	90-100	000080
	91-96	258451	15x8	6 on 4.5	3.295	009167, .011167	009167, .011167	6120	1/2 x 20	90-100	000080

Dodge	Year	Part Numbers	Size	Bolt Pattern	Hub Bore	Front Cover Options	Rear Cover Options	Lug Nut	Lug Nut Thread	Lug Nut Torque (ft. lbs.)	Lug Nut Cover Options	
4WD Raider D50	87-91	157411	15x7	6 on 4.5	4.25	005167, 006167	005167, 006167	6012	M12 x 1.5	80-90	000080	
		158411, 258411	15x8	6 on 4.5	4.25	005167, 006167	005167, 006167	6012	M12 x 1.5	80-90	000080	
		167411	16x7	6 on 4.5	4.25	005167, 006167	005167, 006167	5012	M12 x 1.5	80-90	000078	
		168411, 268411	16x8	6 on 4.5	4.25	005167, 006167	005167, 006167	5012	M12 x 1.5	80-90	000078	
		178411	17x8	6 on 4.5	4.25	005167, 006167	005167, 006167	5012	M12 x 1.5	80-90	000078	
		157421	15x7	5 on 4.5	3.295	009167, 007167	009167, 007167	6120	1/2 x 20	90-100	000080	
		150420A, 250420	15x10	5 on 4.5	3.295	009167, 007167	009167, 007167	6120	1/2 x 20	90-100	000080	
	2WD, 4WD 1/2T P/U Van	85-93	157401	15x7	5 on 5.5	4.25	005167, 006167	005167, 006167	6120	1/2 x 20	90-100	000080
			158401, 258401	15x8	5 on 5.5	4.25	005167, 006167	005167, 006167	6120	1/2 x 20	90-100	000080
			150400A, 250400	15x10	5 on 5.5	4.25	005167, 006167	005167, 006167	6120	1/2 x 20	90-100	000080
			152400A, 252400	15x12	5 on 5.5	4.25	005167, 006167	005167, 006167	6120	1/2 x 20	90-100	000080
			154400A	15x14	5 on 5.5	4.25	005167, 006167	005167, 006167	6120	1/2 x 20	90-100	000080
			167401	16x7	5 on 5.5	4.25	005167, 006167	005167, 006167	5120	1/2 x 20	90-100	000078
			168401, 268401	16x8	5 on 5.5	4.25	005167, 006167	005167, 006167	5120	1/2 x 20	90-100	000078
2WD, 4WD 1/2T P/U 1500	94-98	160401	16x10	5 on 5.5	4.25	005167, 006167	005167, 006167	5120	1/2 x 20	90-100	000078	
		178401	17x8	5 on 5.5	4.25	005167, 006167	005167, 006167	5120	1/2 x 20	90-100	000078	
		167401	16x7	5 on 5.5	4.25	005167, 006167	005167, 006167	5120	1/2 x 20	90-100	000078	
		168401, 268401	16x8	5 on 5.5	4.25	005167, 006167	005167, 006167	5120	1/2 x 20	90-100	000078	
		160401	16x10	5 on 5.5	4.25	005167, 006167	005167, 006167	5120	1/2 x 20	90-100	000078	
		178401	17x8	5 on 5.5	4.25	005167, 006167	005167, 006167	5120	1/2 x 20	90-100	000078	
		167401	16x7	5 on 5.5	4.25	005167, 006167	005167, 006167	5120	1/2 x 20	90-100	000078	
	2WD, 4WD (w/auto hubs) Ram Charger	74-84	157421	15x7	5 on 4.5	3.295	009167, 011167	009167, 011167	6120	1/2 x 20	90-100	000080
			150420A, 250420	15x10	5 on 4.5	3.295	009167, 011167	009167, 011167	6120	1/2 x 20	90-100	000080
			157401	15x7	5 on 5.5	4.25	005167, 006167	005167, 006167	6120	1/2 x 20	90-100	000080
			158401, 258401	15x8	5 on 5.5	4.25	005167, 006167	005167, 006167	6120	1/2 x 20	90-100	000080
			150400A, 250400	15x10	5 on 5.5	4.25	005167, 006167	005167, 006167	6120	1/2 x 20	90-100	000080
			152400A, 252400	15x12	5 on 5.5	4.25	005167, 006167	005167, 006167	6120	1/2 x 20	90-100	000080
			154400A	15x14	5 on 5.5	4.25	005167, 006167	005167, 006167	6120	1/2 x 20	90-100	000080
4WD (w/manual hubs) Ram Charger	80-94	167401	16x7	5 on 5.5	4.25	005167, 006167	005167, 006167	5120	1/2 x 20	90-100	000078	
		168401, 268401	16x8	5 on 5.5	4.25	005167, 006167	005167, 006167	5120	1/2 x 20	90-100	000078	
		160401	16x10	5 on 5.5	4.25	005167, 006167	005167, 006167	5120	1/2 x 20	90-100	000078	
		178401	17x8	5 on 5.5	4.25	005167, 006167	005167, 006167	5120	1/2 x 20	90-100	000078	

Dodge	Year	Part Numbers	Size	Bolt Pattern	Hub Bore	Front Cover Options	Rear Cover Options	Lug Nut	Lug Nut Thread	Lug Nut Torque (ft. lbs.)	Lug Nut Cover Options
2WD Ram Charger	85-93	157401	15x7	5 on 5.5	4.25	005167, 006167	005167, 006167	6120	1/2 x 20	90-100	000080
		158401, 258401	15x8	5 on 5.5	4.25	005167, 006167	005167, 006167	6120	1/2 x 20	90-100	000080
		150400A, 250400	15x10	5 on 5.5	4.25	005167, 006167	005167, 006167	6120	1/2 x 20	90-100	000080
		167401	16x7	5 on 5.5	4.25	005167, 006167	005167, 006167	5120	1/2 x 20	90-100	000078
		168401, 268401	16x8	5 on 5.5	4.25	005167, 006167	005167, 006167	5120	1/2 x 20	90-100	000078
		160401	16x10	5 on 5.5	4.25	005167, 006167	005167, 006167	5120	1/2 x 20	90-100	000078
		178401	17x8	5 on 5.5	4.25	005167, 006167	005167, 006167	5120	1/2 x 20	90-100	000078
		167481, 267481	16x7	8 on 6.5	5.155	002167, 003167, 004167, 008167	002167, 003167, 004167, 008167	5120	1/2 x 20	90-100	000078
		168481, 268481	16x8	8 on 6.5	5.155	002167, 003167, 004167, 008167	002167, 003167, 004167, 008167	5120	1/2 x 20	90-100	000078
		160481	16x10	8 on 6.5	5.155	002167, 003167, 004167, 008167	002167, 003167, 004167, 008167	5120	1/2 x 20	90-100	000078
2WD, 4WD, 3/4 Ton, 1 Ton P/U	46-93	178481	17x8	8 on 6.5	4.25	002167, 003167, 004167, 008167	002167, 003167, 004167, 008167	5120	1/2 x 20	90-100	000078
		167481, 267481	16x7	8 on 6.5	5.155	002167, 003167, 004167, 008167	002167, 003167, 004167, 008167	5916	9/16 x 18	120-140	000078
		168481, 268481	16x8	8 on 6.5	5.155	002167, 003167, 004167, 008167	002167, 003167, 004167, 008167	5916	9/16 x 18	120-140	000078
		160481	16x10	8 on 6.5	5.155	002167, 003167, 004167, 008167	002167, 003167, 004167, 008167	5916	9/16 x 18	120-140	000078
2WD, 4WD 1/2 Ton P/U 1500	94-98	178481	17x8	8 on 6.5	4.25	002167, 003167, 004167, 008167	002167, 003167, 004167, 008167	5916	9/16 x 18	120-140	000078

Ford	Year	Part Numbers	Size	Bolt Pattern	Hub Bore	Front Cover Options	Rear Cover Options	Lug Nut	Lug Nut Thread	Lug Nut Torque (ft. lbs.)	Lug Nut Cover Options
2WD Ranger, Bronco II	82-98	157421	15x7	5 on 4.5	3.295	009167, 011167	009167, 011167	6120	1/2 x 20	90-100	000080
		158422, 258422	15x8	5 on 4.5	3.295	009167, 011167	009167, 011167	6120	1/2 x 20	90-100	000080
		150420A, 250420	15x10	5 on 4.5	3.295	009167, 011167	009167, 011167	6120	1/2 x 20	90-100	000080
		160421	16x10	5 on 4.5	3.295	009167, 011167	009167, 011167	5120	1/2 x 20	90-100	000078
4WD Ranger, Bronco II	83-98	157421	15x7	5 on 4.5	3.295	009167, 011167	009167, 011167	6120	1/2 x 20	90-100	000080
		158422, 258422	15x8	5 on 4.5	3.295	009167, 011167	009167, 011167	6120	1/2 x 20	90-100	000080
		150420A, 250420	15x10	5 on 4.5	3.295	009167, 011167	009167, 011167	6120	1/2 x 20	90-100	000080
		160421	16x10	5 on 4.5	3.295	009167, 007167	009167, 007167	5120	1/2 x 20	90-100	000078

Ford	Year	Part Numbers	Size	Bolt Pattern	Hub Bore	Front Cover Options	Rear Cover Options	Lug Nut	Lug Nut Thread	Lug Nut Torque (ft. lbs.)	Lug Nut Cover Options		
Ranchero	66-79	157421	15x7	5 on 4.5	3.295	009167, 011167	009167, 011167	6120	1/2 x 20	90-100	000080		
		158422, 258422	15x8	5 on 4.5	3.295	009167, 011167	009167, 011167	6120	1/2 x 20	90-100	000080		
		150420A, 250420	15x10	5 on 4.5	3.295	009167, 011167	009167, 011167	6120	1/2 x 20	90-100	000080		
		160421	16x10	5 on 4.5	3.295	009167, 011167	009167, 011167	5120	1/2 x 20	90-100	000078		
		178421	17x8	5 on 4.5	3.295	009167, 011167	009167, 011167	5120	1/2 x 20	90-100	000078		
		157421	15x7	5 on 4.5	3.295	009167, 011167	009167, 011167	6120	1/2 x 20	90-100	000080		
		158422, 258422	15x8	5 on 4.5	3.295	009167, 011167	009167, 011167	6120	1/2 x 20	90-100	000080		
		150420A, 250420	15x10	5 on 4.5	3.295	009167, 011167	009167, 011167	6120	1/2 x 20	90-100	000080		
		160421	16x10	5 on 4.5	3.295	009167, 007167	009167, 007167	5120	1/2 x 20	90-100	000078		
		157401	15x7	5 on 5.5	4.25	005167, 006167	005167, 006167	6120	1/2 x 20	90-100	000080		
		158401, 258401	15x8	5 on 5.5	4.25	005167, 006167	005167, 006167	6120	1/2 x 20	90-100	000080		
		150400A, 250400	15x10	5 on 5.5	4.25	005167, 006167	005167, 006167	6120	1/2 x 20	90-100	000080		
Bronco	66-96	154400A	15x14	5 on 5.5	4.25	005167, 006167	005167, 006167	6120	1/2 x 20	90-100	000080		
		167401	16x7	5 on 5.5	4.25	005167, 006167	005167, 006167	5120	1/2 x 20	90-100	000078		
		168401, 268401	16x8	5 on 5.5	4.25	005167, 006167	005167, 006167	5120	1/2 x 20	90-100	000078		
		160401	16x10	5 on 5.5	4.25	005167, 006167	005167, 006167	5120	1/2 x 20	90-100	000078		
		178401	17x8	5 on 5.5	4.25	005167, 006167	005167, 006167	5120	1/2 x 20	90-100	000078		
		157401	15x7	5 on 5.5	4.25	005167, 006167	005167, 006167	6120	1/2 x 20	90-100	000080		
		158401, 258401	15x8	5 on 5.5	4.25	005167, 006167	005167, 006167	6120	1/2 x 20	90-100	000080		
		150400A, 250400	15x10	5 on 5.5	4.25	005167, 006167	005167, 006167	6120	1/2 x 20	90-100	000080		
		152400A, 252400	15x12	5 on 5.5	4.25	005167, 006167	005167, 006167	6120	1/2 x 20	90-100	000080		
		154400A	15x14	5 on 5.5	4.25	005167, 006167	005167, 006167	6120	1/2 x 20	90-100	000080		
		167401	16x7	5 on 5.5	4.25	005167, 006167	005167, 006167	5120	1/2 x 20	90-100	000078		
		168401, 268401	16x8	5 on 5.5	4.25	005167, 006167	005167, 006167	5120	1/2 x 20	90-100	000078		
2WD, 4WD 1/2 Ton P/U	48-96	160401	16x10	5 on 5.5	4.25	005167, 006167	005167, 006167	5120	1/2 x 20	90-100	000078		
		178401	17x8	5 on 5.5	4.25	005167, 006167	005167, 006167	5120	1/2 x 20	90-100	000078		
		178401	17x8	5 on 5.5	4.25	005167, 006167	005167, 006167	-	-	-	-		
		167481, 267481	16x7	8 on 6.5	5.155	002167, 003167, 004167, 008167	002167, 003167, 004167, 008167	5916	9/16 x 18	120-140	000078		
		168481, 268481	16x8	8 on 6.5	5.155	002167, 003167, 004167, 008167	002167, 003167, 004167, 008167	5916	9/16 x 18	120-140	000078		
		160481	16x10	8 on 6.5	5.155	002167, 003167, 004167, 008167	002167, 003167, 004167, 008167	5916	9/16 x 18	120-140	000078		
		178481	17x8	8 on 6.5	4.25	002167, 003167, 004167, 008167	002167, 003167, 004167, 008167	5916	9/16 x 18	120-140	000078		
		2WD, 4WD 3/4 Ton P/U (Dana 60 Front Axle - Use 8167 cap)	48-96	157421	15x7	5 on 4.5	3.295	009167, 011167	009167, 011167	6120	1/2 x 20	90-100	000080
				158422, 258422	15x8	5 on 4.5	3.295	009167, 011167	009167, 011167	6120	1/2 x 20	90-100	000080
				150420A, 250420	15x10	5 on 4.5	3.295	009167, 011167	009167, 011167	6120	1/2 x 20	90-100	000080
				160421	16x10	5 on 4.5	3.295	009167, 011167	009167, 011167	5120	1/2 x 20	90-100	000078
				178421	17x8	5 on 4.5	3.295	009167, 011167	009167, 011167	5120	1/2 x 20	90-100	000078
157421	15x7			5 on 4.5	3.295	009167, 011167	009167, 011167	6120	1/2 x 20	90-100	000080		
158422, 258422	15x8			5 on 4.5	3.295	009167, 011167	009167, 011167	6120	1/2 x 20	90-100	000080		
150420A, 250420	15x10			5 on 4.5	3.295	009167, 011167	009167, 011167	6120	1/2 x 20	90-100	000080		
160421	16x10			5 on 4.5	3.295	009167, 007167	009167, 007167	5120	1/2 x 20	90-100	000078		
157401	15x7			5 on 5.5	4.25	005167, 006167	005167, 006167	6120	1/2 x 20	90-100	000080		
158401, 258401	15x8			5 on 5.5	4.25	005167, 006167	005167, 006167	6120	1/2 x 20	90-100	000080		
150400A, 250400	15x10			5 on 5.5	4.25	005167, 006167	005167, 006167	6120	1/2 x 20	90-100	000080		

Ford	Year	Part Numbers	Size	Bolt Pattern	Hub Bore	Front Cover Options	Rear Cover Options	Lug Nut	Lug Nut Thread	Lug Nut Torque (ft. lbs.)	Lug Nut Cover Options	
2WD, 4WD 1 Ton P/U Van (Dana 60 Front Axle - Use 8167 cap)	48-81	167481, 267481	16x7	8 on 6.5	5.155	002167, 003167, 004167, 008167	002167, 003167, 004167, 008167	5916	9/16 x 18	120-140	000078	
		168481, 268481	16x8	8 on 6.5	5.155	002167, 003167, 004167, 008167	002167, 003167, 004167, 008167	5916	9/16 x 18	120-140	000078	
		160481	16x10	8 on 6.5	5.155	002167, 003167, 004167, 008167	002167, 003167, 004167, 008167	5916	9/16 x 18	120-140	000078	
		178481	17x8	8 on 6.5	4.25	002167, 003167, 004167, 008167	002167, 003167, 004167, 008167	5916	9/16 x 18	120-140	000078	
	82-97	267452	16x7	8 on 6.5	3.423	Use OEM Accessories						
		268452	16x8	8 on 6.5	3.423	Use OEM Accessories						
		278452	17x8	8 on 6.5	3.423	Use OEM Accessories						
		278452	17x8	5 on 1.35mm	3.423	Use OEM Accessories						
	2WD, 4WD F150 Expedition	97-98	167481, 267481	16x7	7 on 150mm	5.155	Use OEM Accessories					
			168481, 268481	16x8	7 on 150mm	5.155	Use OEM Accessories					
2WD, 4WD F250 (Light Duty)	97-98	160481	16x10	7 on 150mm	5.155	Use OEM Accessories						
		178481	17x8	7 on 150mm	4.25	Use OEM Accessories						

Honda	Year	Part Numbers	Size	Bolt Pattern	Hub Bore	Front Cover Options	Rear Cover Options	Lug Nut	Lug Nut Thread	Lug Nut Torque (ft. lbs.)	Lug Nut Cover Options		
Passport	94-98	157411	15x7	6 on 5.5	4.25	005167, 006167	005167, 006167	6012	M12 x 1.5	80-90	000080		
		158412, 258412	15x8	6 on 5.5	4.25	005167, 006167	005167, 006167	6012	M12 x 1.5	80-90	000080		
		150410A, 250410	15x10	6 on 5.5	4.25	005167, 006167	005167, 006167	6012	M12 x 1.5	80-90	000080		
		167411	16x7	6 on 5.5	4.25	005167, 006167	005167, 006167	5012	M12 x 1.5	80-90	000078		
		168411, 268411	16x8	6 on 5.5	4.25	005167, 006167	005167, 006167	5012	M12 x 1.5	80-90	000078		
		160411	16x10	6 on 5.5	4.25	005167, 006167	005167, 006167	5012	M12 x 1.5	80-90	000078		
		178411	17x8	6 on 5.5	4.25	005167, 006167	005167, 006167	5012	M12 x 1.5	80-90	000078		

Isuzu	Year	Part Numbers	Size	Bolt Pattern	Hub Bore	Front Cover Options	Rear Cover Options	Lug Nut	Lug Nut Thread	Lug Nut Torque (ft. lbs.)	Lug Nut Cover Options
2WD, 4WD P/U	84-92	157411	15x7	6 on 5.5	4.25	005167, 006167	005167, 006167	6012	M12 x 1.5	80-90	000080
		158412, 258412	15x8	6 on 5.5	4.25	005167, 006167	005167, 006167	6012	M12 x 1.5	80-90	000080
		150410A, 250410	15x10	6 on 5.5	4.25	005167, 006167	005167, 006167	6012	M12 x 1.5	80-90	000080
		167411	16x7	6 on 5.5	4.25	005167, 006167	005167, 006167	5012	M12 x 1.5	80-90	000078
		168411, 268411	16x8	6 on 5.5	4.25	005167, 006167	005167, 006167	5012	M12 x 1.5	80-90	000078
		160411	16x10	6 on 5.5	4.25	005167, 006167	005167, 006167	5012	M12 x 1.5	80-90	000078
		178411	17x8	6 on 5.5	4.25	005167, 006167	005167, 006167	5012	M12 x 1.5	80-90	000078
		157411	15x7	6 on 5.5	4.25	005167, 006167	005167, 006167	6012	M12 x 1.5	80-90	000080
		158412, 258412	15x8	6 on 5.5	4.25	005167, 006167	005167, 006167	6012	M12 x 1.5	80-90	000080
		150410A, 250410	15x10	6 on 5.5	4.25	005167, 006167	005167, 006167	6012	M12 x 1.5	80-90	000080
		167411	16x7	6 on 5.5	4.25	005167, 006167	005167, 006167	5012	M12 x 1.5	80-90	000078
		168411, 268411	16x8	6 on 5.5	4.25	005167, 006167	005167, 006167	5012	M12 x 1.5	80-90	000078
		160411	16x10	6 on 5.5	4.25	005167, 006167	005167, 006167	5012	M12 x 1.5	80-90	000078
		178411	17x8	6 on 5.5	4.25	005167, 006167	005167, 006167	5012	M12 x 1.5	80-90	000078
		157411	15x7	6 on 5.5	4.25	005167, 006167	005167, 006167	6012	M12 x 1.5	80-90	000080
		158412, 258412	15x8	6 on 5.5	4.25	005167, 006167	005167, 006167	6012	M12 x 1.5	80-90	000080
150410A, 250410	15x10	6 on 5.5	4.25	005167, 006167	005167, 006167	6012	M12 x 1.5	80-90	000080		
167411	16x7	6 on 5.5	4.25	005167, 006167	005167, 006167	5012	M12 x 1.5	80-90	000078		
168411, 268411	16x8	6 on 5.5	4.25	005167, 006167	005167, 006167	5012	M12 x 1.5	80-90	000078		
160411	16x10	6 on 5.5	4.25	005167, 006167	005167, 006167	5012	M12 x 1.5	80-90	000078		
178411	17x8	6 on 5.5	4.25	005167, 006167	005167, 006167	5012	M12 x 1.5	80-90	000078		
157411	15x7	6 on 5.5	4.25	005167, 006167	005167, 006167	6012	M12 x 1.5	80-90	000080		
158412, 258412	15x8	6 on 5.5	4.25	005167, 006167	005167, 006167	6012	M12 x 1.5	80-90	000080		
150410A, 250410	15x10	6 on 5.5	4.25	005167, 006167	005167, 006167	6012	M12 x 1.5	80-90	000080		
167411	16x7	6 on 5.5	4.25	005167, 006167	005167, 006167	5012	M12 x 1.5	80-90	000078		
168411, 268411	16x8	6 on 5.5	4.25	005167, 006167	005167, 006167	5012	M12 x 1.5	80-90	000078		
160411	16x10	6 on 5.5	4.25	005167, 006167	005167, 006167	5012	M12 x 1.5	80-90	000078		
178411	17x8	6 on 5.5	4.25	005167, 006167	005167, 006167	5012	M12 x 1.5	80-90	000078		
157411	15x7	6 on 5.5	4.25	005167, 006167	005167, 006167	6012	M12 x 1.5	80-90	000080		
158412, 258412	15x8	6 on 5.5	4.25	005167, 006167	005167, 006167	6012	M12 x 1.5	80-90	000080		
150410A, 250410	15x10	6 on 5.5	4.25	005167, 006167	005167, 006167	6012	M12 x 1.5	80-90	000080		
167411	16x7	6 on 5.5	4.25	005167, 006167	005167, 006167	5012	M12 x 1.5	80-90	000078		
168411, 268411	16x8	6 on 5.5	4.25	005167, 006167	005167, 006167	5012	M12 x 1.5	80-90	000078		
160411	16x10	6 on 5.5	4.25	005167, 006167	005167, 006167	5012	M12 x 1.5	80-90	000078		
178411	17x8	6 on 5.5	4.25	005167, 006167	005167, 006167	5012	M12 x 1.5	80-90	000078		

Jeep	Year	Part Numbers	Size	Bolt Pattern	Hub Bore	Front Cover Options	Rear Cover Options	Lug Nut	Lug Nut Thread	Lug Nut Torque (ft. lbs.)	Lug Nut Cover Options
Wrangler YJ	87-96	157421	15x7	5 on 4.5	3.295	009167, 011167	009167, 011167	6120	1/2 x 20	90-100	000080
		158422, 258422	15x8	5 on 4.5	3.295	009167, 011167	009167, 011167	6120	1/2 x 20	90-100	000080
		150420A, 250420	15x10	5 on 4.5	3.295	009167, 011167	009167, 011167	6120	1/2 x 20	90-100	000080
		160421	16x10	5 on 4.5	3.295	009167, 011167	009167, 011167	5120	1/2 x 20	90-100	000078

Jeep	Year	Part Numbers	Size	Bolt Pattern	Hub Bore	Front Cover Options	Rear Cover Options	Lug Nut	Lug Nut Thread	Lug Nut Torque (ft. lbs.)	Lug Nut Cover Options
Wrangler TJ	97-98	157421	15x7	5 on 4.5	3.295	009167, 011167	009167, 011167	6120	1/2 x 20	90-100	000080
		158422, 258422	15x8	5 on 4.5	3.295	009167, 011167	009167, 011167	6120	1/2 x 20	90-100	000080
		150420A, 250420	15x10	5 on 4.5	3.295	009167, 011167	009167, 011167	6120	1/2 x 20	90-100	000080
		160421	16x10	5 on 4.5	3.295	009167, 011167	009167, 011167	5120	1/2 x 20	90-100	000078
		157421	15x7	5 on 4.5	3.295	009167, 011167	009167, 011167	6120	1/2 x 20	90-100	000080
		158422, 258422	15x8	5 on 4.5	3.295	009167, 011167	009167, 011167	6120	1/2 x 20	90-100	000080
		150420A, 250420	15x10	5 on 4.5	3.295	009167, 011167	009167, 011167	6120	1/2 x 20	90-100	000080
		160421	16x10	5 on 4.5	3.295	009167, 011167	009167, 011167	5120	1/2 x 20	90-100	000078
		178421	17x8	5 on 4.5	3.295	009167, 011167	009167, 011167	5120	1/2 x 20	90-100	000078
		157401	15x7	5 on 5.5	4.25	005167, 006167	005167, 006167	6120	1/2 x 20	90-100	000080
CJ-5, 6, 7, 8 Wagoneer 5-Lug	55-87	158401, 258401	15x8	5 on 5.5	4.25	005167, 006167	005167, 006167	6120	1/2 x 20	90-100	000080
		150400A, 250400	15x10	5 on 5.5	4.25	005167, 006167	005167, 006167	6120	1/2 x 20	90-100	000080
		152400A, 252400	15x12	5 on 5.5	4.25	005167, 006167	005167, 006167	6120	1/2 x 20	90-100	000080
		154400A	15x14	5 on 5.5	4.25	005167, 006167	005167, 006167	6120	1/2 x 20	90-100	000080
		167401	16x7	5 on 5.5	4.25	005167, 006167	005167, 006167	5120	1/2 x 20	90-100	000078
		168401, 268401	16x8	5 on 5.5	4.25	005167, 006167	005167, 006167	5120	1/2 x 20	90-100	000078
		160401	16x10	5 on 5.5	4.25	005167, 006167	005167, 006167	5120	1/2 x 20	90-100	000078
		178401	17x8	5 on 5.5	4.25	005167, 006167	005167, 006167	5120	1/2 x 20	90-100	000078
		157421	15x7	5 on 4.5	3.295	009167, 011167	009167, 011167	6120	1/2 x 20	90-100	000080
		158422, 258422	15x8	5 on 4.5	3.295	009167, 011167	009167, 011167	6120	1/2 x 20	90-100	000080
Grand Cherokee	93-98	150420A, 250420	15x10	5 on 4.5	3.295	009167, 011167	009167, 011167	6120	1/2 x 20	90-100	000080
		160421	16x10	5 on 4.5	3.295	009167, 011167	009167, 011167	5120	1/2 x 20	90-100	000078
		178421	17x8	5 on 4.5	3.295	009167, 011167	009167, 011167	5120	1/2 x 20	90-100	000078
		157411	15x7	6 on 5.5	4.25	005167, 006167	005167, 006167	6716	7/16 x 20	90-100	000080
		158411, 258411	15x8	6 on 5.5	4.25	005167, 006167	005167, 006167	6716	7/16 x 20	90-100	000080
		150410A, 250410	15x10	6 on 5.5	4.25	005167, 006167	005167, 006167	6716	7/16 x 20	90-100	000080
		152410A, 252410	15x12	6 on 5.5	4.25	005167, 006167	005167, 006167	6716	7/16 x 20	90-100	000080
		154410A	15x14	6 on 5.5	4.25	005167, 006167	005167, 006167	6716	7/16 x 20	90-100	000080
		167411	16x7	6 on 5.5	4.25	005167, 006167	005167, 006167	5716	7/16 x 20	90-100	000078
		168411, 268411	16x8	6 on 5.5	4.25	005167, 006167	005167, 006167	5716	7/16 x 20	90-100	000078
J10, Wagoneer Full Size, 6-Lug	74-91	160411	16x10	6 on 5.5	4.25	005167, 006167	005167, 006167	5716	7/16 x 20	90-100	000078
		178411	17x8	6 on 5.5	4.25	005167, 006167	005167, 006167	5716	7/16 x 20	90-100	000078

Jeep	Year	Part Numbers	Size	Bolt Pattern	Hub Bore	Front Cover Options	Rear Cover Options	Lug Nut	Lug Nut Thread	Lug Nut Torque (ft. lbs.)	Lug Nut Cover Options
J20 P/U	74-88	167481, 267481	16x7	8 on 6.5	5.155	002167, 003167, 004167, 008167	002167, 003167, 004167, 008167	5120	1/2 x 20	90-100	000078
		168481, 268481	16x8	8 on 6.5	5.155	002167, 003167, 004167, 008167	002167, 003167, 004167, 008167	5120	1/2 x 20	90-100	000078
		160481	16x10	8 on 6.5	5.155	002167, 003167, 004167, 008167	002167, 003167, 004167, 008167	5120	1/2 x 20	90-100	000078
		178481	17x8	8 on 6.5	4.25	002167, 003167, 004167, 008167	002167, 003167, 004167, 008167	5120	1/2 x 20	90-100	000078

Mazda	Year	Part Numbers	Size	Bolt Pattern	Hub Bore	Front Cover Options	Rear Cover Options	Lug Nut	Lug Nut Thread	Lug Nut Torque (ft. lbs.)	Lug Nut Cover Options
2WD P/U (2000 Series/SGS)	77-96	157411	15x7	6 on 5.5	4.25	005167, 006167	005167, 006167	6012	M12 x 1.5	80-90	000080
		158412, 258412	15x8	6 on 5.5	4.25	005167, 006167	005167, 006167	6012	M12 x 1.5	80-90	000080
		150410A, 250410	15x10	6 on 5.5	4.25	005167, 006167	005167, 006167	6012	M12 x 1.5	80-90	000080
		167411	16x7	6 on 5.5	4.25	005167, 006167	005167, 006167	5012	M12 x 1.5	80-90	000078
		168411, 268411	16x8	6 on 5.5	4.25	005167, 006167	005167, 006167	5012	M12 x 1.5	80-90	000078
		160411	16x10	6 on 5.5	4.25	005167, 006167	005167, 006167	5012	M12 x 1.5	80-90	000078
		178411	17x8	6 on 5.5	4.25	005167, 006167	005167, 006167	5012	M12 x 1.5	80-90	000078
		157411	15x7	6 on 5.5	4.25	005167, 006167	005167, 006167	6012	M12 x 1.5	80-90	000080
		158412, 258412	15x8	6 on 5.5	4.25	005167, 006167	005167, 006167	6012	M12 x 1.5	80-90	000080
		150410A, 250410	15x10	6 on 5.5	4.25	005167, 006167	005167, 006167	6012	M12 x 1.5	80-90	000080
		167411	16x7	6 on 5.5	4.25	005167, 006167	005167, 006167	5012	M12 x 1.5	80-90	000078
		168411, 268411	16x8	6 on 5.5	4.25	005167, 006167	005167, 006167	5012	M12 x 1.5	80-90	000078
		160411	16x10	6 on 5.5	4.25	005167, 006167	005167, 006167	5012	M12 x 1.5	80-90	000078
		178411	17x8	6 on 5.5	4.25	005167, 006167	005167, 006167	5012	M12 x 1.5	80-90	000078
4WD P/U	88-92	157421	15x7	5 on 4.5	3.295	009167, 011167	009167, 011167	6120	1/2 x 20	90-100	000080
		158422, 258422	15x8	5 on 4.5	3.295	009167, 011167	009167, 011167	6120	1/2 x 20	90-100	000080
		150420A, 250420	15x10	5 on 4.5	3.295	009167, 011167	009167, 011167	6120	1/2 x 20	90-100	000080
		168422, 268422	16x8	5 on 4.5	3.295	009167, 011167	009167, 011167	5120	1/2 x 20	90-100	000078
Navajo	91-94	160421	16x10	5 on 4.5	3.295	009167, 011167	009167, 011167	5120	1/2 x 20	90-100	000078
		178421	17x8	5 on 4.5	3.295	009167, 011167	009167, 011167	5120	1/2 x 20	90-100	000078

Mazda	Year	Part Numbers	Size	Bolt Pattern	Hub Bore	Front Cover Options	Rear Cover Options	Lug Nut	Lug Nut Thread	Lug Nut Torque (ft. lbs.)	Lug Nut Cover Options
2WD, 4WD P/U (3000 & 4000 Series)	93-98	157421	15x7	5 on 4.5	3.295	009167, 011167	009167, 011167	6120	1/2 x 20	90-100	000080
		158422, 258422	15x8	5 on 4.5	3.295	009167, 011167	009167, 011167	6120	1/2 x 20	90-100	000080
		150420A, 250420	15x10	5 on 4.5	3.295	009167, 011167	009167, 011167	6120	1/2 x 20	90-100	000080
		158422, 258422	16x8	5 on 4.5	3.295	009167, 011167	009167, 011167	5120	1/2 x 20	90-100	000078
		160421	16x10	5 on 4.5	3.295	009167, 011167	009167, 011167	5120	1/2 x 20	90-100	000078
		178421	17x8	5 on 4.5	3.295	009167, 011167	009167, 011167	5120	1/2 x 20	90-100	000078

Mitsubishi	Year	Part Numbers	Size	Bolt Pattern	Hub Bore	Front Cover Options	Rear Cover Options	Lug Nut	Lug Nut Thread	Lug Nut Torque (ft. lbs.)	Lug Nut Cover Options
Montero (Pajero)	84-97	157411	15x7	6 on 5.5	4.25	005167, 006167	005167, 006167	6012	M12 x 1.5	80-90	000080
		158412, 258412	15x8	6 on 5.5	4.25	005167, 006167	005167, 006167	6012	M12 x 1.5	80-90	000080
		150410A, 250410	15x10	6 on 5.5	4.25	005167, 006167	005167, 006167	6012	M12 x 1.5	80-90	000080
		167411	16x7	6 on 5.5	4.25	005167, 006167	005167, 006167	5012	M12 x 1.5	80-90	000078
		168411, 268411	16x8	6 on 5.5	4.25	005167, 006167	005167, 006167	5012	M12 x 1.5	80-90	000078
		160411	16x10	6 on 5.5	4.25	005167, 006167	005167, 006167	5012	M12 x 1.5	80-90	000078
		178411	17x8	6 on 5.5	4.25	005167, 006167	005167, 006167	5012	M12 x 1.5	80-90	000078

Nissan	Year	Part Numbers	Size	Bolt Pattern	Hub Bore	Front Cover Options	Rear Cover Options	Lug Nut	Lug Nut Thread	Lug Nut Torque (ft. lbs.)	Lug Nut Cover Options
2WD, 4WD Pathfinder (Terrano)	87-96	157411	15x7	6 on 5.5	4.25	005167, 006167	005167, 006167	6012	M12 x 1.5	80-90	000080
		158412, 258412	15x8	6 on 5.5	4.25	005167, 006167	005167, 006167	6012	M12 x 1.5	80-90	000080
		150410A, 250410	15x10	6 on 5.5	4.25	005167, 006167	005167, 006167	6012	M12 x 1.5	80-90	000080
		167411	16x7	6 on 5.5	4.25	005167, 006167	005167, 006167	5012	M12 x 1.5	80-90	000078
		168411, 268411	16x8	6 on 5.5	4.25	005167, 006167	005167, 006167	5012	M12 x 1.5	80-90	000078
		160411	16x10	6 on 5.5	4.25	005167, 006167	005167, 006167	5012	M12 x 1.5	80-90	000078
		178411	17x8	6 on 5.5	4.25	005167, 006167	005167, 006167	5012	M12 x 1.5	80-90	000078

Suzuki	Year	Part Numbers	Size	Bolt Pattern	Hub Bore	Front Cover Options	Rear Cover Options	Lug Nut	Lug Nut Thread	Lug Nut Torque (ft. lbs.)	Lug Nut Cover Options
Samurai	86-93	157401	15x7	5 on 5.5	4.25	005167, 006167	005167, 006167	6112	M12 x 1.25	80-90	000080
		158401, 258401	15x8	5 on 5.5	4.25	005167, 006167	005167, 006167	6112	M12 x 1.25	80-90	000080
		150400A, 250400	15x10	5 on 5.5	4.25	005167, 006167	005167, 006167	6112	M12 x 1.25	80-90	000080
		152400A, 252400	15x12	5 on 5.5	4.25	005167, 006167	005167, 006167	6112	M12 x 1.25	80-90	000080
		154400A	15x14	5 on 5.5	4.25	005167, 006167	005167, 006167	6112	M12 x 1.25	80-90	000080
		167401	16x7	5 on 5.5	4.25	005167, 006167	005167, 006167	6112	M12 x 1.25	80-90	000080
		168401, 268401	16x8	5 on 5.5	4.25	005167, 006167	005167, 006167	6112	M12 x 1.25	80-90	000080
		160401	16x10	5 on 5.5	4.25	005167, 006167	005167, 006167	6112	M12 x 1.25	80-90	000080
		178401	17x8	5 on 5.5	4.25	005167, 006167	005167, 006167	6112	M12 x 1.25	80-90	000080
		157401	15x7	5 on 5.5	4.25	005167, 006167	005167, 006167	6112	M12 x 1.25	80-90	000080
		158401, 258401	15x8	5 on 5.5	4.25	005167, 006167	005167, 006167	6112	M12 x 1.25	80-90	000080
		150400A, 250400	15x10	5 on 5.5	4.25	005167, 006167	005167, 006167	6112	M12 x 1.25	80-90	000080
		152400A, 252400	15x12	5 on 5.5	4.25	005167, 006167	005167, 006167	6112	M12 x 1.25	80-90	000080
		154400A	15x14	5 on 5.5	4.25	005167, 006167	005167, 006167	6112	M12 x 1.25	80-90	000080
167401	16x7	5 on 5.5	4.25	005167, 006167	005167, 006167	6112	M12 x 1.25	80-90	000080		
168401, 268401	16x8	5 on 5.5	4.25	005167, 006167	005167, 006167	6112	M12 x 1.25	80-90	000080		
160401	16x10	5 on 5.5	4.25	005167, 006167	005167, 006167	6112	M12 x 1.25	80-90	000080		
178401	17x8	5 on 5.5	4.25	005167, 006167	005167, 006167	6112	M12 x 1.25	80-90	000080		
Sidekick (Vitaro)	89-96										

Toyota	Year	Part Numbers	Size	Bolt Pattern	Hub Bore	Front Cover Options	Rear Cover Options	Lug Nut	Lug Nut Thread	Lug Nut Torque (ft. lbs.)	Lug Nut Cover Options
4WD P/U (3.5 O.E. Back Space)	79-85	157411	15x7	6 on 5.5	4.25	005167, 006167	005167, 006167	6012	M12 x 1.5	80-90	000080
		158411, 258411	15x8	6 on 5.5	4.25	005167, 006167	005167, 006167	6012	M12 x 1.5	80-90	000080
		150410A, 250410	15x10	6 on 5.5	4.25	005167, 006167	005167, 006167	6012	M12 x 1.5	80-90	000080
		152410A, 252410	15x12	6 on 5.5	4.25	005167, 006167	005167, 006167	6012	M12 x 1.5	80-90	000080
		154410A	15x14	6 on 5.5	4.25	005167, 006167	005167, 006167	6012	M12 x 1.5	80-90	000080
		167411	16x7	6 on 5.5	4.25	005167, 006167	005167, 006167	5012	M12 x 1.5	80-90	000078
		168411, 268411	16x8	6 on 5.5	4.25	005167, 006167	005167, 006167	5012	M12 x 1.5	80-90	000078
		160411	16x10	6 on 5.5	4.25	005167, 006167	005167, 006167	5012	M12 x 1.5	80-90	000078
		178411	17x8	6 on 5.5	4.25	005167, 006167	005167, 006167	5012	M12 x 1.5	80-90	000078

Toyota	Year	Part Numbers	Size	Bolt Pattern	Hub Bore	Front Cover Options	Rear Cover Options	Lug Nut	Lug Nut Thread	Lug Nut Torque (ft. lbs.)	Lug Nut Cover Options		
4-Runner (4.75 O.E. Back Space)	86-89	157411	15x7	6 on 5.5	4.25	005167, 006167	005167, 006167	6012	M12 x 1.5	80-90	000080		
		158411, 258411	15x8	6 on 5.5	4.25	005167, 006167	005167, 006167	6012	M12 x 1.5	80-90	000080		
		150410A, 250410	15x10	6 on 5.5	4.25	005167, 006167	005167, 006167	6012	M12 x 1.5	80-90	000080		
		152410A, 252410	15x12	6 on 5.5	4.25	005167, 006167	005167, 006167	6012	M12 x 1.5	80-90	000080		
		154410A	15x14	6 on 5.5	4.25	005167, 006167	005167, 006167	6012	M12 x 1.5	80-90	000080		
		167411	16x7	6 on 5.5	4.25	005167, 006167	005167, 006167	5012	M12 x 1.5	80-90	000078		
		168411, 268411	16x8	6 on 5.5	4.25	005167, 006167	005167, 006167	5012	M12 x 1.5	80-90	000078		
		160411	16x10	6 on 5.5	4.25	005167, 006167	005167, 006167	5012	M12 x 1.5	80-90	000078		
		178411	17x8	6 on 5.5	4.25	005167, 006167	005167, 006167	5012	M12 x 1.5	80-90	000078		
		157411	15x7	6 on 5.5	4.25	Alcoa Hub Covers Not Available	Alcoa Hub Covers Not Available	6012	M12 x 1.5	80-90	000080		
		158411, 258411	15x8	6 on 5.5	4.25	Alcoa Hub Covers Not Available	Alcoa Hub Covers Not Available	6012	M12 x 1.5	80-90	000080		
		150410A, 250410	15x10	6 on 5.5	4.25	Alcoa Hub Covers Not Available	Alcoa Hub Covers Not Available	6012	M12 x 1.5	80-90	000080		
		152410A, 252410	15x12	6 on 5.5	4.25	Alcoa Hub Covers Not Available	Alcoa Hub Covers Not Available	6012	M12 x 1.5	80-90	000080		
		154410A	15x14	6 on 5.5	4.25	Alcoa Hub Covers Not Available	Alcoa Hub Covers Not Available	6012	M12 x 1.5	80-90	000080		
		167411	16x7	6 on 5.5	4.25	Alcoa Hub Covers Not Available	Alcoa Hub Covers Not Available	5012	M12 x 1.5	80-90	000078		
		168411, 268411	16x8	6 on 5.5	4.25	Alcoa Hub Covers Not Available	Alcoa Hub Covers Not Available	5012	M12 x 1.5	80-90	000078		
		160411	16x10	6 on 5.5	4.25	Alcoa Hub Covers Not Available	Alcoa Hub Covers Not Available	5012	M12 x 1.5	80-90	000078		
178411	17x8	6 on 5.5	4.25	Alcoa Hub Covers Not Available	Alcoa Hub Covers Not Available	5012	M12 x 1.5	80-90	000078				
2WD P/U Tacoma, T100, Rav 4	90-98	157421	15x7	5 on 4.5	3.295	009167, 011167	009167, 011167	6012	M12 x 1.5	80-90	000080		
		158422, 258422	15x8	5 on 4.5	3.295	009167, 011167	009167, 011167	6012	M12 x 1.5	80-90	000080		
		150420A, 250420	15x10	5 on 4.5	3.295	009167, 011167	009167, 011167	6012	M12 x 1.5	80-90	000080		
		268422	16x8	5 on 4.5	3.295	009167, 011167	009167, 011167	5012	M12 x 1.5	80-90	000078		
		160421	16x10	5 on 4.5	3.295	009167, 011167	009167, 011167	5012	M12 x 1.5	80-90	000078		
		178421	17x8	5 on 4.5	3.295	009167, 011167	009167, 011167	5012	M12 x 1.5	80-90	000078		
		157421	15x7	5 on 4.5	3.295	009167, 011167	009167, 011167	6012	M12 x 1.5	80-90	000080		
		158422, 258422	15x8	5 on 4.5	3.295	009167, 011167	009167, 011167	6012	M12 x 1.5	80-90	000080		
		150420A, 250420	15x10	5 on 4.5	3.295	009167, 011167	009167, 011167	6012	M12 x 1.5	80-90	000080		
		268422	16x8	5 on 4.5	3.295	009167, 011167	009167, 011167	5012	M12 x 1.5	80-90	000078		
		160421	16x10	5 on 4.5	3.295	009167, 011167	009167, 011167	5012	M12 x 1.5	80-90	000078		
		178421	17x8	5 on 4.5	3.295	009167, 011167	009167, 011167	5012	M12 x 1.5	80-90	000078		
		2WD P/U (Hardbody)	72-89	157421	15x7	5 on 4.5	3.295	009167, 011167	009167, 011167	6012	M12 x 1.5	80-90	000080
				158422, 258422	15x8	5 on 4.5	3.295	009167, 011167	009167, 011167	6012	M12 x 1.5	80-90	000080
				150420A, 250420	15x10	5 on 4.5	3.295	009167, 011167	009167, 011167	6012	M12 x 1.5	80-90	000080
				268422	16x8	5 on 4.5	3.295	009167, 011167	009167, 011167	5012	M12 x 1.5	80-90	000078
				160421	16x10	5 on 4.5	3.295	009167, 011167	009167, 011167	5012	M12 x 1.5	80-90	000078
178421	17x8			5 on 4.5	3.295	009167, 011167	009167, 011167	5012	M12 x 1.5	80-90	000078		

Toyota	Year	Part Numbers	Size	Bolt Pattern	Hub Bore	Front Cover Options	Rear Cover Options	Lug Nut	Lug Nut Thread	Lug Nut Torque (ft. lbs.)	Lug Nut Cover Options
Landcruiser FJ40	75-84	157411	15x7	6 on 5.5	4.25	009167, 011167	009167, 011167	6012	M12 x 1.5	80-90	000080
		158411, 258411	15x8	6 on 5.5	4.25	009167, 011167	009167, 011167	6012	M12 x 1.5	80-90	000080
		150410A, 250410	15x10	6 on 5.5	4.25	009167, 011167	009167, 011167	6012	M12 x 1.5	80-90	000080
		152410A, 252410	15x12	6 on 5.5	4.25	009167, 011167	009167, 011167	6012	M12 x 1.5	80-90	000080
		154410A	15x14	6 on 5.5	4.25	009167, 011167	009167, 011167	6012	M12 x 1.5	80-90	000080
		167411	16x7	6 on 5.5	4.25	009167, 011167	009167, 011167	5012	M12 x 1.5	80-90	000078
		168411, 268411	16x8	6 on 5.5	4.25	009167, 011167	009167, 011167	5012	M12 x 1.5	80-90	000078
		160411	16x10	6 on 5.5	4.25	009167, 011167	009167, 011167	5012	M12 x 1.5	80-90	000078
		178411	17x8	6 on 5.5	4.25	009167, 011167	009167, 011167	5012	M12 x 1.5	80-90	000078
		157411	15x7	6 on 5.5	4.25	009167, 011167	009167, 011167	6012	M12 x 1.5	80-90	000080
		158411, 258411	15x8	6 on 5.5	4.25	009167, 011167	009167, 011167	6012	M12 x 1.5	80-90	000080
		150410A, 250410	15x10	6 on 5.5	4.25	009167, 011167	009167, 011167	6012	M12 x 1.5	80-90	000080
		152410A, 252410	15x12	6 on 5.5	4.25	009167, 011167	009167, 011167	6012	M12 x 1.5	80-90	000080
		154410A	15x14	6 on 5.5	4.25	009167, 011167	009167, 011167	6012	M12 x 1.5	80-90	000080
		167411	16x7	6 on 5.5	4.25	009167, 011167	009167, 011167	5012	M12 x 1.5	80-90	000078
Landcruiser FJ60	84-89	168411, 268411	16x8	6 on 5.5	4.25	009167, 011167	009167, 011167	5012	M12 x 1.5	80-90	000078
		160411	16x10	6 on 5.5	4.25	009167, 011167	009167, 011167	5012	M12 x 1.5	80-90	000078
		178411	17x8	6 on 5.5	4.25	009167, 011167	009167, 011167	5012	M12 x 1.5	80-90	000078
		157411	15x7	6 on 5.5	4.25	Alcoa Hub Covers Not Available	Alcoa Hub Covers Not Available	6012	M12 x 1.5	80-90	000080
		158411, 258411	15x8	6 on 5.5	4.25	Alcoa Hub Covers Not Available	Alcoa Hub Covers Not Available	6012	M12 x 1.5	80-90	000080
		150410A, 250410	15x10	6 on 5.5	4.25	Alcoa Hub Covers Not Available	Alcoa Hub Covers Not Available	6012	M12 x 1.5	80-90	000080
		152410A, 252410	15x12	6 on 5.5	4.25	Alcoa Hub Covers Not Available	Alcoa Hub Covers Not Available	6012	M12 x 1.5	80-90	000080
		154410A	15x14	6 on 5.5	4.25	Alcoa Hub Covers Not Available	Alcoa Hub Covers Not Available	6012	M12 x 1.5	80-90	000080
		167411	16x7	6 on 5.5	4.25	Alcoa Hub Covers Not Available	Alcoa Hub Covers Not Available	5012	M12 x 1.5	80-90	000078
		168411, 268411	16x8	6 on 5.5	4.25	Alcoa Hub Covers Not Available	Alcoa Hub Covers Not Available	5012	M12 x 1.5	80-90	000078
		160411	16x10	6 on 5.5	4.25	Alcoa Hub Covers Not Available	Alcoa Hub Covers Not Available	5012	M12 x 1.5	80-90	000078
		178411	17x8	6 on 5.5	4.25	Alcoa Hub Covers Not Available	Alcoa Hub Covers Not Available	5012	M12 x 1.5	80-90	000078
		157421	15x7	5 on 4.5	3.295	Alcoa Hub Covers Not Available	Alcoa Hub Covers Not Available	6012	M12 x 1.5	80-90	000080
		158422, 258422	15x8	5 on 4.5	3.295	Alcoa Hub Covers Not Available	Alcoa Hub Covers Not Available	6012	M12 x 1.5	80-90	000080
		150420A, 250420	15x10	5 on 4.5	3.295	Alcoa Hub Covers Not Available	Alcoa Hub Covers Not Available	6012	M12 x 1.5	80-90	000080
168422, 268422	16x8	5 on 4.5	3.295	Alcoa Hub Covers Not Available	Alcoa Hub Covers Not Available	5012	M12 x 1.5	80-90	000078		
160421	16x10	5 on 4.5	3.295	Alcoa Hub Covers Not Available	Alcoa Hub Covers Not Available	5012	M12 x 1.5	80-90	000078		
178421	17x8	5 on 4.5	3.295	Alcoa Hub Covers Not Available	Alcoa Hub Covers Not Available	5012	M12 x 1.5	80-90	000078		
Rav 4	96-98	158421, 258421	15x8	5 on 4.5	3.295	Alcoa Hub Covers Not Available	Alcoa Hub Covers Not Available	6012	M12 x 1.5	80-90	000080
		168421, 268421	16x8	5 on 4.5	3.295	Alcoa Hub Covers Not Available	Alcoa Hub Covers Not Available	5012	M12 x 1.5	80-90	000078

Wheel fitment check

Before mounting tires, perform a wheel fitment check in the following manner:

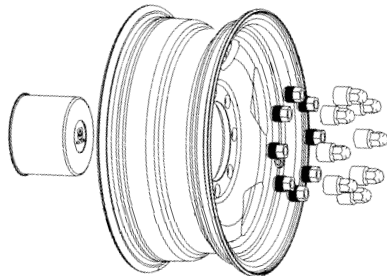
1. Remove one front wheel.
2. Clean the mounting surface (on the hub) with a wire brush and remove any retainer (spring) clips.
3. Hold the wheel on the hub and check for a flush mount. The mounting surface of the wheel must fit flush to the hub mounting surface. The back side of the wheel must not rest against any obstructions such as the brake caliper, suspension components, balance weights, rivets, etc.
4. Install three lug nuts and hand tighten. Rotate the wheel and turn the steering column fully in both directions to insure clearance from any obstructions.
5. Perform the above steps on the rear of the vehicle.

Stud standout

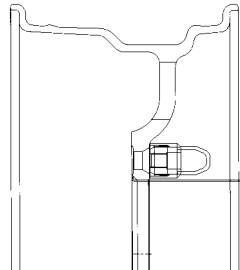
Stud standout is the length of stud from the wheel seating surface (hub or brake drum) which penetrates the wheel and engages the cap nut. For 5, 6 and 8-hole 16x7 cone seat wheels, the **minimum thread engagement** (length of stud threads in the cap nut) is equal to the diameter of the stud (approximately 10 full turns of hand tightness).

Mounting instructions

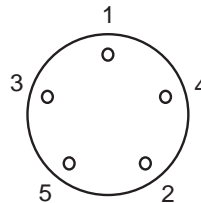
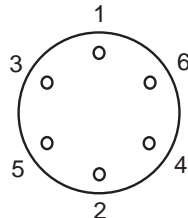
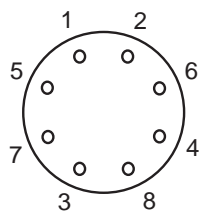
Exploded view



Cross section



1. **Front/Rear** - Push the hub cover with the rubber o-ring intact through the rear of wheel and position wheel on hub.
2. Install Alcoa cap nuts (P/N's 005XXX or 006XXX, whichever applies). Do not use chrome plated cap nuts. Follow the torque sequence and specifications for your application.
3. Install screw on lug nut covers onto the individual cap nuts.



Use of cap nuts which have chrome plating on the contact surfaces can cause reduced and inconsistent wheel clamping.

This condition can cause wheels to loosen and disengage from the vehicle, causing injury or death.

Never use cap nuts with chrome-plated contact surfaces.

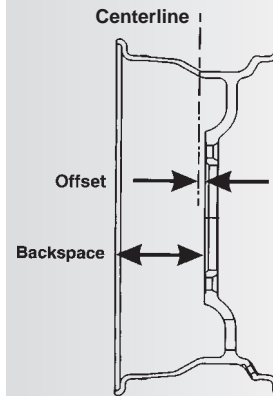
Use only recommended hardware on Alcoa aluminum wheels.

Warning

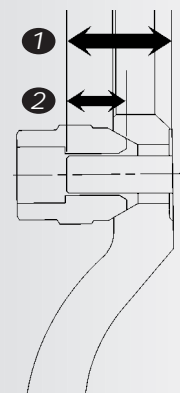
Note

DO NOT mount Alcoa 16x7 wheels on vehicles with 5/8" (.625") studs due to insufficient bolt hole diameter clearance (16x7 wheels have a bolt hole diameter of .620"). Also, 5/8" nuts have 90° cone seats but Alcoa wheels have 60° cone seats.

Backspace & offset



Stud standout



Stud standout

- 1 Minimum thread engagement
- 2 Stud standout

Note

Be sure brake drum or caliper does not contact inner surface of the wheel except in mounting area. When using outboard mounted drums, be sure the surface which contacts the wheel is flat and true and provides contact with the wheel at least to 8.25" diameter.

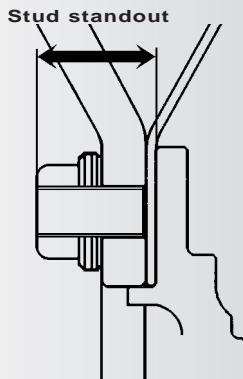
Note

Specify only hubs which are designed for aluminum hub-piloted wheels. Hubs designed for steel hub-piloted wheels do not have sufficient pilot length to locate dual aluminum wheels. Because of the pilot length, Alcoa 16x6 aluminum wheels must be dual with an inner steel wheel. Stud lengths must also be sufficient to clamp aluminum wheels. Before mounting hub-piloted wheels, generously coat the wheel pilot or hub pads with a non-water based lubricant such as Freylube or equivalent to minimize corrosion build-up. Do not lubricate the face of the wheel or the hub.

Note

Minimum brake drum flatness: When using outboard mounted drums with hub-piloted 19.5x6 wheels, be sure the surface which contacts the wheel is flat and true and provides contact with the wheel at least to 10.75" diameter.

**Stud
standout**



Wheel fitment check

Before mounting tires, perform a wheel fitment check in the following manner:

1. Remove one front wheel.
2. Clean the mounting surface (on the hub) with a wire brush and remove any retainer (spring) clips.
3. Hold the wheel on the hub and check for a flush mount. The mounting surface of the wheel must fit flush to the hub mounting surface. The back side of the wheel must not rest against any obstructions such as the brake caliper, suspension components, balance weights, rivets, etc.
4. Install three lug nuts and hand tighten. Rotate the wheel and turn the steering column fully in both directions to insure clearance from any obstructions.
5. Perform the above steps on the rear of the vehicle.

Brake assembly

Wheels are compatible with most disc brakes or inboard and outboard mounted brake drums specified by the vehicle manufacturer.

Hubs

Ferrous or aluminum hub-piloting type only. 8-stud with 6.5" bolt circle or 10-stud with 7.25" bolt circle.

Stud Standout

Stud standout is the length of stud from the wheel seating surface (hub or brake drum) which penetrates the wheel and engages the cap nut. Single 8 and 10-hole 16x6 hub-piloted wheels and single 10-hole 19.5x6 hub-piloted wheels have a **minimum** stud standout of 38mm (1.50"). Dual 8 and 10-hole 16x6 hub-piloted wheels and dual 19.5x6 hub-piloted wheels have a **minimum** stud standout of 45mm (1.77"). Do **not** dual two aluminum wheels. An inner steel and an outer aluminum wheel are required for these applications.



Use of a wheel clamping plate and matching lugs with the 16x6 or 19.5x6 aluminum wheel can cause insufficient thread engagement of lug nuts on studs.

This condition can cause wheels to loosen and disengage from the vehicle, causing injury or death.

Warning

Never use a wheel clamping plate and matching lugs with the 16x6 or 19.5x6 aluminum wheel. Use only recommended hardware on Alcoa aluminum wheels.



Use of cap nuts which have chrome plating on the contact surfaces can cause reduced and inconsistent wheel clamping.

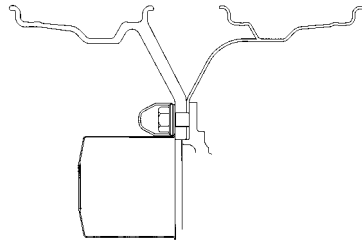
This condition can cause wheels to loosen and disengage from the vehicle, causing injury or death.

Warning

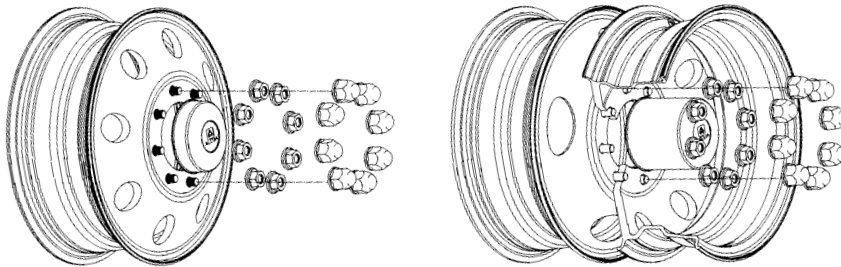
Never use cap nuts with chrome-plated contact surfaces. Use only recommended hardware on Alcoa aluminum wheels.

Mounting instructions

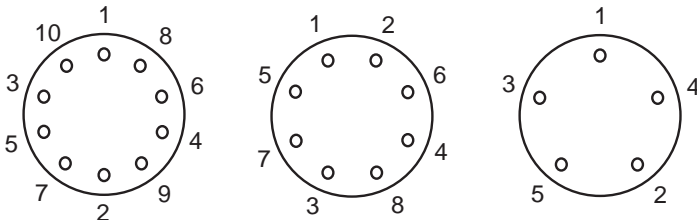
Cross Section



Exploded Views



1. **Front** - Position Alcoa wheel on hub. **Rear*** - Position rear inner steel then Alcoa aluminum outer wheels
2. Install four Alcoa cap nuts on bottom studs finger tight. *(Do not use chrome plated cap nuts.)*
3. Position front or rear axle cover against the face of the wheel letting the edge of cover rest between the wheel and the chamfered edge of washer. *(Do not attempt to push through the rear of the wheel.)*
4. Install the balance of cap nuts.
5. Follow the torque sequence as shown.



6. Install cap nut covers (Alcoa P/N 000190 by pushing on to individual cap nuts. (Hug-A-Lug removal tool now available - P/N 000900.)

*16x7 hub-piloted single wheels are **not** dualable and mount the same in the rear position as the front position.

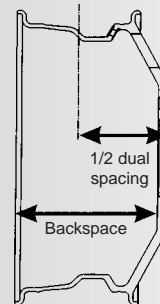
Note

Do not use cap nuts intended for stud located (cone seat or ball seat) wheels on hub-piloted wheels.

Note

Alcoa axle covers for 16x6 dualie wheels can only be used with Alcoa lug nuts P/N 139987 and P/N 139698. These are not push-through axle covers. Do not use OEM cap nuts with Alcoa axle covers.

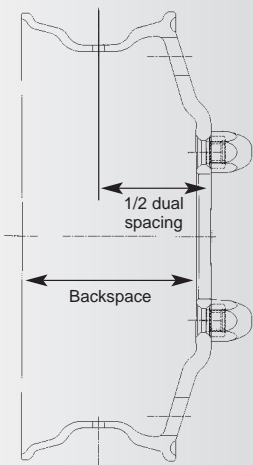
Backspace & 1/2 dual spacing



Note

Do not use cap nuts intended for hub-piloted wheels on stud located, ball seat wheels.

Backspace & 1/2 dual spacing



Wheel fitment check

Before mounting tires, perform a wheel fitment check in the following manner:

1. Remove one front wheel.
2. Clean the mounting surface (on the hub) with a wire brush and remove any retainer (spring) clips.
3. Hold the wheel on the hub and check for a flush mount. The mounting surface of the wheel must fit flush to the hub mounting surface. The back side of the wheel must not rest against any obstructions such as the brake caliper, suspension components, balance weights, rivets, etc.
4. Install three lug nuts and hand tighten. Rotate the wheel and turn the steering column fully in both directions to insure clearance from any obstructions.
5. Perform the above steps on the rear of the vehicle.

Stud standout

Stud standout is the length of stud from the wheel seating surface (hub or brake drum) which penetrates the wheel and engages the cap nut.

Front single 5 and 6-hole 19.5x6 stud located wheels have a **minimum** stud standout of 1.60". **Rear dual** 5 and 6-hole 19.5x6 stud located wheels have a **minimum** stud standout of 1.31"-1.44".

Hubs

Ferrous or aluminum stud located for 6-stud (ball seat) with 8.75" bolt circle. Hub requirements will vary according to axle and brake manufacturer specifications.

Brake assembly

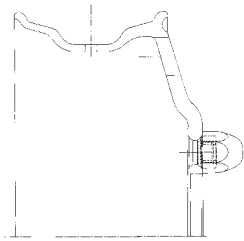
Wheels are compatible with most disc brakes or inboard and outboard mounted brake drums specified by the vehicle manufacturer.

Be sure brake drum or caliper does not contact inner surface of the wheel except in mounting area.

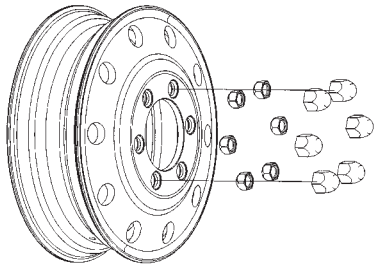
When using outboard mounted drums with **stud located** 19.5x6 wheels, be sure the surface which contacts the wheel is flat and true and provides contact with the wheel at least to 11.00" diameter.

Mounting instructions

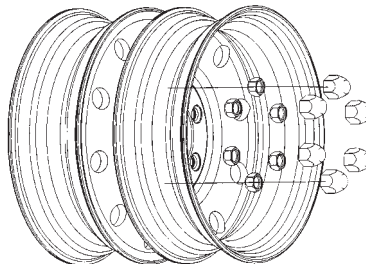
Cross Section



Exploded Views

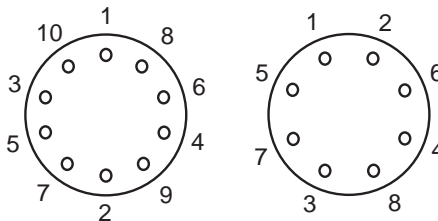


1. Front - Position wheel over studs on front hub and finger tighten outer cap nuts (*Do not use chrome plated cap nuts.*) Cap nuts for stud-located, ball seat wheels have right and left hand threads, be sure to use the proper thread for each side of the vehicle.



Rear - Position rear inner wheel over studs on hub and finger tighten inner cap nuts of the rear wheel and finger tighten each outer cap nut (*do not use chrome plated cap nuts.*) Cap nuts for stud-located, ball seat wheels have right and left hand threads, be sure to use the proper thread for each side of the vehicle.

2. Follow the torque sequence as shown for the outer cap nuts on the front wheel and the inner cap nuts of the rear wheel.



3. Follow the torque sequence as shown.

4. Install cap nut covers (Alcoa P/N 000150) by pushing on to individual cap nuts. Axle end covers for Alcoa stud-located, ball seat wheels are not available from Alcoa.



Warning

Use of a wheel clamping plate and matching lugs with the 16x6 or 19.5x6 aluminum wheel can cause insufficient thread engagement of lug nuts on studs.

This condition can cause wheels to loosen and disengage from the vehicle, causing injury or death.

Never use a wheel clamping plate and matching lugs with the 16x6 or 19.5x6 aluminum wheel. Use only recommended hardware on Alcoa aluminum wheels.

AXLE END COVERS

(All closed end axle covers are supplied with an Alcoa Medallion)



P/N 001611
Height: 1.125" straight
For Dodge/Ford
dualie applications
Bolt pattern: 8x6.50



P/N 001612
Height: 4.750" straight
For Dodge/Ford
dualie applications
Bolt pattern: 8x6.50



P/N 001681
Height: 4.750" straight
w/3.50" open end
For Dodge/Ford
dualie applications
Bolt pattern: 8x6.50



P/N 002167
Height: 5.875" straight
Hub bores: 5.150"
Bolt pattern: 8x6.50



P/N 003167
Height: 4.700" straight
Hub bores: 5.150"
Bolt pattern: 8x6.50



P/N 003267
Height: 2.000" straight
Hub bore: 5.150"
Bolt patterns: 8x6.50



P/N 003611
Height: 1.125" straight
For Chevy dualie apps.
Bolt pattern: 8x6.50



P/N 003612
Height: 4.750" straight
For Chevy dualie apps.
Bolt pattern: 8x6.50



P/N 004167
Height: 4.000" straight
Hub bores: 5.150"
Bolt pattern: 8x6.50



P/N 005167
Height: 4.150" straight
Hub bores: 4.250"
Bolt pattern: 8x6.50
& 6x5.50



P/N 005267
Height: 2.000" straight
Hub bores: 4.250"
Bolt pattern: 5x5.50
& 6x5.50



P/N 006167
Height: 4.000" straight
with 3.750" open end
Hub bores: 4.250"
Bolt pattern: 5x5.50
& 6x5.50



P/N 007167
Height: 4.000" bullet shape
Hub bores: 4.250"
Bolt pattern: 5x5.50
& 6x5.50



P/N 008167
Height: 4.650" straight
with 4.500" open end
Hub bores: 5.150"
Bolt pattern: 8x6.50



P/N 009167
Height: 3.094" straight
Hub bore: 3.295"
Bolt pattern: 5x4.50,
5x4.75, 5x5.00 & 6x4.50



P/N 009267
Height: 2.00" straight
Hub bore: 3.295"
Bolt patterns: 5x4.50,
5x4.75, 5x5.50 & 6x5.50



P/N 011167
Height: 3.688" straight
with 2.913" open end
Hub bore: 3.295"
Bolt pattern: 5x4.50,
5x4.75, 5x5.00 & 6x4.50



P/N 011911
Height: 1.500" straight
Hub bores: 5.250" & 5.460"
Bolt patterns: 10x7.25



P/N 011912
Height: 5.375" straight
Hub bores: 5.250" & 5.460"
Bolt patterns: 10x7.25



P/N 012167
Height: 2.863" bullet shape
Hub bore: 4.250"
Bolt patterns: 5x5.50
& 6x5.50

ALCOA CHROME PLATED CAP NUT COVERS



P/N 000078
Chrome plated ABS
nut cover 2.125" height
7/8" hex, fits 005XXX



P/N 000079
Chrome plated ABS
nut cover 1.515" height
7/8" hex, fits 005XXX



P/N 000080
Chrome plated ABS
nut cover 1.669" height
3/4" hex, fits 006XXX



P/N 000150
Chrome plated ABS nut
cover 3/4" height, 1.500"
hex, fits 5995, 5996 (ball
seat, stud located wheels



P/N 000190
Chrome plated ABS
nut cover 1.500" height,
1 1/16" hex, fits X39XXX
(Light Truck Apps. Only)

ALCOA MOUNTING HARDWARE

60° cone seat cap nuts for
Alcoa 16" stud located single wheels



Each lug nut has specific inner threads for each application with universal outside threads to accept the Alcoa chrome plated nut cover (see P/Ns 000078,79 & 80).

	Part No.	Thread Size	Hex	Cap Nut Torque (ft. lbs)
16" Single	005012	M12 X 1.5	7/8"	80-90
	005014	M14 X 1.5	7/8"	100-110
	005120	1/2 X 20	7/8"	90-100
	005716	7/16 X 20	7/8"	90-100
	005916	9/16 X 18	7/8"	120-140
15" Single	006012	M12 X 1.5	3/4"	80-90
	006112	M12 X 1.25	3/4"	80-90
	006120	1/2 X 20	3/4"	90-100
	006716	7/16 X 20	3/4"	90-100

2-piece flange nuts for Alcoa
single & dual hub-piloted wheels



P/N 139987 2-piece
1 1/16" hex head flange nut
9/16"x18 RH threads. Mounts
single and dual hub-piloted
wheels. 130-150 Ft. Lbs.



P/N 139698 2-piece M14 1
1/16" hex head flange nut
M14x1.5 RH threads. Mounts
single and dual hub-piloted
wheels. 130-150 Ft. Lbs.



P/N 039946 2-piece
1 1/16" hex head flange nut
5/8"x18 RH threads. Mounts
single and dual hub-piloted
wheels. 140-160 Ft. Lbs.

Inner and outer cap nuts for Alcoa single & dual stud located, ball seat wheels



P/N 5996R, 5996L 1 1/8" cap
nut. Mounts standard single
wheels to 1 1/8" studs. Also
mounts outer dual wheel to 1
1/8" inner cap nut.



P/N 5995R, 5995L
3/4" cap nut.
Mounts standard
single wheels to
3/4" studs.



P/N 5988R, 5988L inner cap nut. For use with stan-
dard length studs (1.31" to 1.44" stud standout) or
longer studs not to exceed 1.88" stud standout. Full
internal and external threads, counter bore 5/16"
deep at open end. Prevents stud from bottoming out
in cap nut. (Grade 8)

Aluminum Care Products

New Alcoa Aluminum Care System protects shine 6 times longer
Alcoa developed a new three-step care system for uncoated aluminum sur-
faces, such as wheels and fuel tanks. The cleaner removes moderate grime
and prepares the surface for polishing. The polish brings out aluminum's bril-
liant luster. The sealant chemically bonds with the aluminum surface to pre-
vent oxidation. The Alcoa Aluminum Care System protects aluminum shine 6
times longer than ordinary cleaning and polishing * proven in laboratory tests!
Not for use on coated or anodized surfaces.



P/N 19970
Alcoa aluminum cleaner
22 oz. net wt.



P/N 19971
Alcoa aluminum polish
16 oz. net wt.



P/N 19972
Alcoa aluminum sealant
13 oz. net wt.

Ordering Information

To find out how to order
the Alcoa Aluminum
Care System, contact
High Velocity Marketing
LLC, P.O. Box 642,
Marietta, Ohio 45750,
800-510-3058,
fax 614-374-3409.

Obsolete accessories

Part Number	Description	Recommended Alcoa Repl. Part
001167	Hub Cover Height 4.700" 3.50" Open	008167
001601	Front Axle Cover w/out Medallion 1.125" Straight For Chevy and Ford	001611, 003611
001602	Rear Axle Cover w/out Medallion 1.125" Straight For Chevy and Ford	001612, 003612
001620	Beauty Ring	None
001621	Front Axle Cover Height 1.061" Ford F Super Duty	011911
001622	Rear Axle Cover Height 5.060" Ford F Super Duty	011912
001901	Front Axle Cover for FMC. 5 hole BS 19.5 with a 6.03" hub bore dia.	None
001902	Rear Axle Cover for FMC. 5 hole BS 19.5 with a 6.03" hub bore dia.	None
001911	Front Axle Cover Height 1.500" Straight	011911
001912	Rear Axle Cover Height 5.375" Straight	011912
001914	Front Beauty Ring	None
001914	Rear Beauty Ring	None
009600	Lug Nut Cover 1-1/16 in. Stainless Steel	000190
0096AM	Lug Nut Cover 1-1/16 in. Stainless Steel for GM	000190
010167	2.15" Height. Bullet Shape Axle Cover (Obsolete Use 12167)	012167
039536	9/16" - 18 Two Piece Flange Wheel Nut	139987
139575	9/16" - 18 Two Piece Wheel Nut	139987
2032L	Japanese Inner Nut Left Hand Thread	None
2032R	Japanese Inner Nut Right Hand Thread	None
5548L	O.T. 1-1/8" x 16 I.T. 3/4" x 16 Left Hand Inner Cap Nut	5988L
5548R	O.T. 1-1/8" x 16 I.T. 3/4" x 16 Right Hand Inner Cap Nut	5998R
5554L	3/4" x 16 Left Hand Thread Outer Cap Nut	5995L
5554R	3/4" x 16 Right Hand Thread Outer Cap Nut	5995R
5735L	O.T. 1-1/8" x 16 I.T. 3/4" x 16 Left Hand Inner Cap Nut	7896L
5735R	O.T. 1-1/8" x 16 I.T. 3/4" x 16 Right Hand Inner Cap Nut	7896R
L101AM	Lug Nut Cover Straight Skirt Stainless Steel 1.5 washer	000190
L102AM	Lug Nut Cover 1-1/16 in. Stainless Steel w/1.5 washer	000190

Obsolete and non-stock wheels*

15 Inch Part Number	Description	Recommended Alcoa Repl. Part
157111	Alcoa Aftermarket/15 x 7.00 LTS, 6 on 5.5 bolt circle	Non-stock Item
157201	Alcoa Aftermarket/15 x 7.50 Classic, 5 on 5.5 bolt circle (10 hole)	Non-stock Item
157211	Alcoa Aftermarket/15 x 7.00 LTS, 5 on 5.5 bolt circle	Non-stock Item
157311	Alcoa Aftermarket/15 x 7.00 LTS, 5 on 5.0 bolt circle	Non-stock Item
157511	Alcoa Aftermarket/15 x 7.00 LTS, 5 on 4.5 bolt circle	Non-stock Item
16 Inch	Description	Recommended Alcoa Repl. Part
160201 / 2	Alcoa Aftermarket/GM 16 x 6.00 Duallie	160231 / 2 or 160251 / 2
160221 / 2	Alcoa Aftermarket/Ford 16 x 6.00 Duallie	160241 / 2 or 160261 / 2
167111	Alcoa Aftermarket/16 x 7.00 Classic, 6 on 5.5 bolt circle	167101A
167112	Alcoa Aftermarket/Chevy 16 x 7.00 LTS, 6 on 5.5 bolt circle	167121
167201A	Alcoa Aftermarket/Ford & Dodge 16 x 7.00 Classic, 5 on 5.5 bolt circle	Non-stock Item
167211	Alcoa Aftermarket/Ford & Dodge 16 x 7.00 LTS, 5 on 5.5 bolt circle	Non-stock Item
167212	Alcoa Aftermarket/Dodge 16 x 7.00 LTS, 5 on 5.5 bolt circle	167221
167221	Alcoa Aftermarket/Dodge 16 x 7.00 LTS, 5 on 5.5 bolt circle	Non-stock Item
167311	Alcoa Aftermarket/Chevy 16 x 7.00 LTS, 5 on 5.0 bolt circle	Non-stock Item
167701	Alcoa Aftermarket/Ford 16 x 7.00 Classic (5 on 135mm)	Non-stock Item
167710	Alcoa Aftermarket (Machine Finish)/Ford 16 x 7.00 LTS, 5 spoke (5 on 135mm)	Non-stock Item
167711	Alcoa Aftermarket (Polish Outside)/Ford 16 x 7.00 LTS, 5 spoke (5 on 135mm)	Non-stock Item
167731	Alcoa Aftermarket/Ford 16 x 7.00 LTS, 7 spoke (5 on 135mm)	Non-stock Item
167741	Alcoa Aftermarket/Ford 16 x 7.00 LTS, 6 spoke (5 on 135mm)	Non-stock Item

*Non-stock item availability is based on existing inventory or 200 piece minimum production runs

Warranty

Alcoa warrants to the original purchaser that a new Alcoa Aluminum Disc Wheel is free from defects in material and workmanship and agrees, without charge, to repair or replace a wheel which fails in normal use and service because of defects in material and workmanship. Truck and Motorhome wheels are warranted for 60 months from the date of manufacture as shown on the wheel. Alcoa does not warrant and will not repair or replace or make adjustment with respect to any wheel which has been subjected to misuse or abuse including, the following:

- (a) Using a tire which is oversized according to standards recommended by the Tire and Rim Association, Inc.;
- (b) Loading the wheel beyond the applicable maximum wheel load as specified by Alcoa;
- (c) Inflating beyond the applicable maximum as specified by Alcoa; or
- (d) Changing the original condition of the wheel by alteration or by subjecting it to any processing such as welding or straightening.

THERE IS NO WARRANTY THAT THE WHEEL SHALL BE MERCHANTABLE OR SATISFACTORY FOR ANY PARTICULAR PURPOSE. NOR IS THERE ANY OTHER WARRANTY, EXPRESSED OR IMPLIED, EXCEPT SUCH AS IS EXPRESSLY SET FORTH HEREIN.

ALCOA SHALL NOT BE LIABLE FOR ANY INCIDENTAL OR CONSEQUENTIAL DAMAGES FOR ANY BREACH OF WARRANTY, ITS LIABILITY AND THE PURCHASER'S EXCLUSIVE REMEDY BEING EXPRESSLY LIMITED TO REPAIR OR REPLACEMENT OF THE WHEEL, AS HEREIN PROVIDED. Repair or replacement will be handled by an authorized Alcoa wheel distributor or by any Alcoa truck wheel representative. This warranty gives you specific legal rights. You may also have other rights under other applicable laws.

Alcoa Inc.
1600 Harvard Avenue, Cleveland, Ohio 44105

Alcoa Inc.
Wheel Products International
1600 Harvard Avenue, Cleveland, Ohio 44105
(800) 242-9898



Alcoa Inter-America, Inc.
115-A Matheson Blvd., West, Suite 207
Mississauga, Ontario, Canada L5R 3L1
(800) 668-1150

